



CHARGE READY TRANSPORT



Quick Reference Guide

Visit us at [sce.com/CRT](https://www.sce.com/CRT) or email
chargereadytransport@sce.com.



TABLE OF CONTENTS

Overview	3	Application Evaluation & Approval	9
Introduction	3	After You Submit Your Application	9
How This Program Works	3	Application Approval and Immediate Next Steps	10
Rebates	4		
Participation Details	5	Planning & Construction	11
Key Roles	5	Verification	11
Program Eligibility	6	Program Feedback and Future Surveys	11
Charging Equipment Eligibility	6		
Things You'll Need to Prepare Your Application	7	Get Started	12
Site Plan Instructions	8	Ready to Get Started?	12
		Contact Us	12

*This Guide is intended for the convenience of interested potential Applicants.
If there are any conflicts between this guide and the CRTP Tariff, the terms of the Tariff will govern.*



OVERVIEW

Introduction

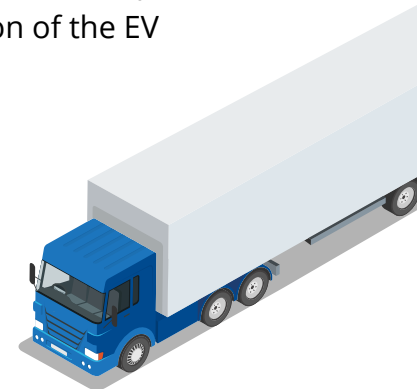
The Charge Ready Transport Program supports both California's greenhouse gas (GHG)-reduction goal and local air-quality requirements. The Program assists customers with transitioning to cleaner fuels by reducing their cost for the purchase and installation of required electric vehicle (EV) charging infrastructure, as well as providing rebates to offset the cost of charging stations for certain eligible customers.

SCE has an important role to play in all market segments within its service territory. Because the medium- and heavy-duty, on-road and non-road transportation segments are in various stages of technological development and market maturity, the Program is designed to help address some of the existing barriers to increased adoption in these segments.

How This Program Works

This program provides the infrastructure to support the installation of EV charging equipment at no cost to the Participant. This presents a unique opportunity for fleet operators that choose to buy EVs because the infrastructure required to support the installation of EV charging equipment is typically a sizable investment.

SCE will design, construct, and install the necessary infrastructure on both the utility-side and customer-side of the electric meter. Participants are, however, responsible for the selection, purchase, and installation of the EV charging equipment.





Rebates

In addition to receiving the necessary infrastructure to support EV charging equipment, this Program provides two additional rebate options: the Charging Equipment Rebate and the Make-Ready Rebate.

Charging Equipment Rebate

The Charging Equipment Rebate is offered to eligible participants in order to offset a portion of the costs associated with the purchase of EV charging equipment approved by SCE. This rebate is only available to:

- Participants that will be acquiring and operating School Buses or Transit Buses anywhere in SCE's service territory;
- Participants who install charging equipment at a project site located in a designated Disadvantaged Community where the Participant is not listed as a Fortune 1000 company.

In all cases, to be eligible for the Charging Equipment Rebate, charging equipment must be selected from SCE's Approved Product List.

Make-Ready Rebate

The second rebate option is referred to as the Make-Ready Rebate. This rebate is available to any Participant who chooses to design, procure, and install the customer side of the meter infrastructure work (also referred to as "customer side make-ready").

The Make-Ready Rebate is intended to offset up to 80 percent of the costs that SCE would otherwise incur for performing the work.¹

Every Participant will have the choice to perform this work themselves and receive the rebate, or to have SCE perform the work at no cost to the Participant.

¹ Customers choosing this option will be eligible for a rebate which will be the lesser of: (a) 80 percent of the Participant's actual installation cost or (b) 80 percent of the average utility direct cost for installing the customer side make-ready infrastructure for the relevant sector.

PARTICIPATION DETAILS



Key Roles

Customer

- Submits an enrollment application.
- Acquires at least two EVs, to arrive on-site within 18 months of application submission.
- Selects, purchases and installs EV charging stations approved by SCE.
- Is required to maintain charging stations in good working order for a period of at least 10 years.
- Note: EV charging stations used to fuel on-road vehicles are required to be linked through a communications network for a period of 5 years.

SCE

- Works with customers to help them assess their unique EV charging needs and explore available options.
- Designs, procures and installs the make-ready infrastructure for each approved project, at no cost to the Program Participant – OR – Provides a Make-Ready Rebate to customers who chose to design, procure and install the customer side make-ready.
- Provides charging equipment rebates to eligible customers.

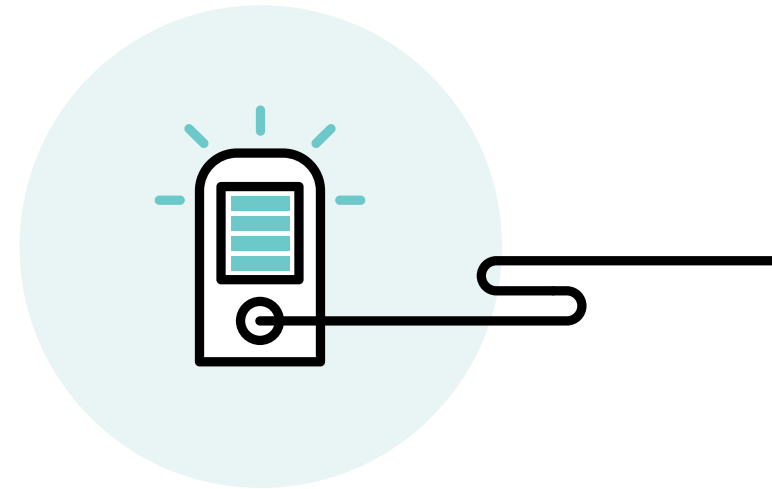
Program Eligibility

Non-residential customers are eligible to enroll to participate in the program if they:

1. Are a SCE customer that operates a medium- or heavy-duty fleet, used for either on-road or non-road applications;
2. Will be purchasing or leasing at least two new fleet EVs, or convert at least two fossil-fueled vehicles to electric, with the vehicles arriving on-site within 18 months from the time the application was submitted;
3. Own, lease, or operate a site located within SCE's service territory where the EV charging infrastructure will be installed;
4. Agree to provide the necessary easements. Applicants, if not the owner of the site at which the charging equipment is to be installed, are required to obtain consent from the property owner to install the equipment and agreement that the property owner will grant any required easements;
5. Select, purchase, install and maintain the EV charging stations in good working order for at least 10 years;
6. Provide proof of purchase of qualified electric vehicles and accompanying charging equipment;
7. Agree to provide SCE with EV charging usage data from all charging stations used to fuel on-road EVs for five years.

Charging Equipment Eligibility

Qualified charging stations are specified in SCE's Approved Product List (APL) which you can find at [sce.com/APL](https://www.sce.com/APL). Under some circumstances, EV charging equipment not listed on the APL can be selected for use, but in all cases SCE must first approve it. Customers can work with their SCE representatives to ensure their selected charging equipment meets program eligibility requirements.





Things You'll Need to Prepare Your Application

- **SCE Service Account Number**
 - The **County Tax Assessor parcel number** for the site where the charging equipment will be installed
 - Your **vehicle acquisition plans** including information on the number and types of EVs you plan to purchase, lease, or convert to electric over the next 10 years
 - **Information about your existing fleet**
- A **site plan of the property** where the EV charging equipment will be installed. The plan will also need to include the proposed location(s) for the charging equipment
 - If you are not the property site owner, ensure the property owner has approved of the proposed installation of EV charging equipment
 - The **Name of the Authority Having Jurisdiction (AHJ)** to issue building permit approvals
 - **Approval and authority** to sign the Application

Site Plan Instructions

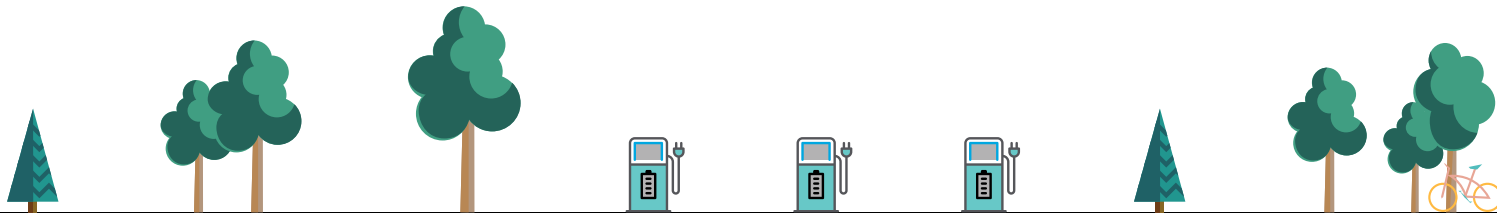
A site plan will need to be submitted with your completed application. The plan is intended to provide an aerial view of your property which can be obtained from Google Maps, and should include annotations to indicate the preferred location for the charging equipment.

However, SCE may propose a different location based on various factors, including but not limited to proximity to SCE's existing distribution equipment. The site plan will need to be uploaded to the program website immediately following the completion of the on-line application.

Ideal Charging Site Location Guidelines

Charging stations should:

- Be as close as possible to the existing transformer (if enough capacity) or to a new transformer (if needed to serve the EV charging load).
- Be grouped in a single location (e.g., the same floor of a parking depot).
- Allow adequate space for the installation and operation, in compliance with all applicable laws, rules, and regulations.



APPLICATION EVALUATION & APPROVAL

After a preliminary evaluation of your application, SCE will reach out to provide more information about the program, answer any questions you may have, and further discuss your project to determine possible next steps.

After You Submit Your Application

If your project moves past the initial evaluation phase, next steps will typically include the following:

1

Site Visit

SCE will work with you to schedule a site visit and evaluation.

2

Planning and Design

SCE's team will leverage the site plans submitted with the application and perform additional planning and design activities.

3

Infrastructure Evaluation

SCE will evaluate the existing distribution infrastructure and the site's existing service connection; assess the possible integration opportunities with on-site or planned distributed energy resources; and the applicants preferred location(s) for the EV charging equipment.

4

Alternate Location Arrangement

SCE will work with the customer to reach agreement on an alternate location for the EV charging equipment if necessary.

5

Conceptual Design and Cost Estimates

SCE will then use the information collected to develop a conceptual design and make cost estimates for the necessary infrastructure work.



Application Approval and Immediate Next Steps

If the proposed project meets program criteria and cost thresholds, next steps will typically include the following:

1. SCE will provide the design exhibits to the Applicant for approval.
2. The Applicant must decide if they will elect to design, build, and install the customer side make-ready Infrastructure or have SCE perform the work.
3. The Applicant must affirmatively commit to the specific charging equipment they will plan to purchase and install.
4. The Applicant will need to commit to their final vehicle acquisition plan.
5. Following the Applicant's approval of the designs provided by SCE, the Applicant will be presented with a Program Participation Agreement (Agreement) for signature.
6. Program funds will be reserved for the project following SCE's execution of the Agreement.
7. Within 45 days of signing the Agreement, Participants will be required to provide:
 - Proof of purchase of the program eligible charging stations.
 - Proof of vehicle acquisition, for a minimum of two vehicles, with a specified delivery date not to exceed 18 months.
 - If applicable, submission of a completed "Rebate Assignment Form". This document captures the necessary information for SCE to process and remit applicable rebate payments.



PLANNING & CONSTRUCTION

Once the required documentation is received², SCE will move forward with:

- Completing the detailed design work;
- Preparing and delivering easements for the Participant's (or property owner) signature;
- Securing any necessary permits;
- Procuring materials and managing the construction of the make-ready infrastructure work.

Participants will:

- Move forward with installing the EV charging equipment once SCE has completed the make-ready infrastructure.
- Provide the final documentation to SCE following the successful installation of the EV charging equipment.

Verification

Following the completed installation of the charging equipment, SCE will conduct a final walkthrough to verify the charging stations are properly installed and operational. Participants will then receive notification that the project is complete, and SCE will process any rebate payments for which the project may be eligible.

Program Feedback and Future Surveys

SCE may ask participants to complete various surveys to support the evaluation of the Program.

² All documents listed under item #7 of the "Application Approval and Immediate Next Steps".

GET STARTED



Ready to Get Started?

To apply for the Charge Ready Transport Program, please fill out the form on the [Program Overview](#) page and someone will contact you.

Contact Us

If you would like more information about this program, or to further explore your fleet's EV charging needs, simply contact your SCE Account Representative. You can also reach us by sending an email to chargereadytransport@sce.com.