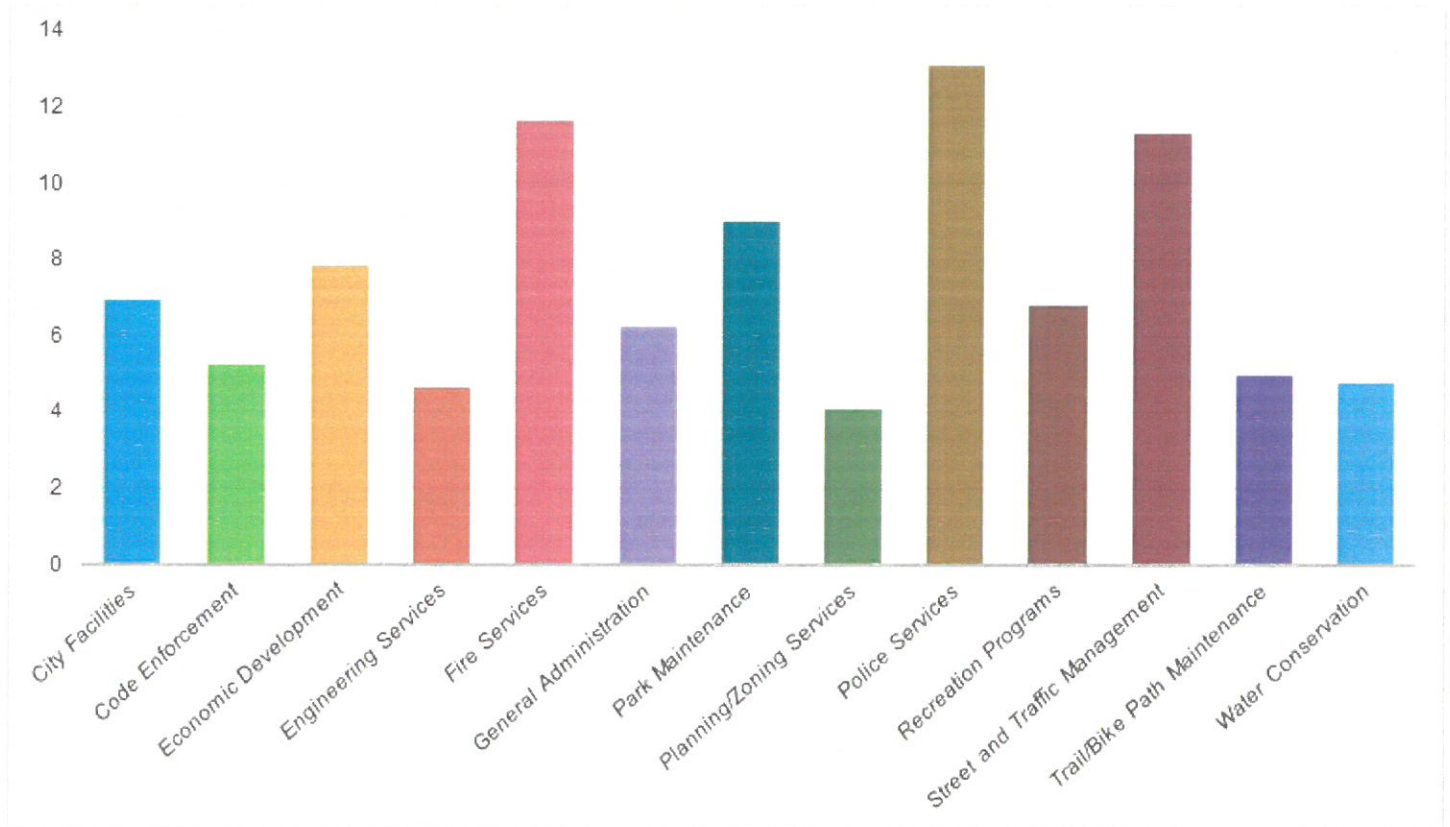


## City of Visalia 2024-2026 Budget Survey

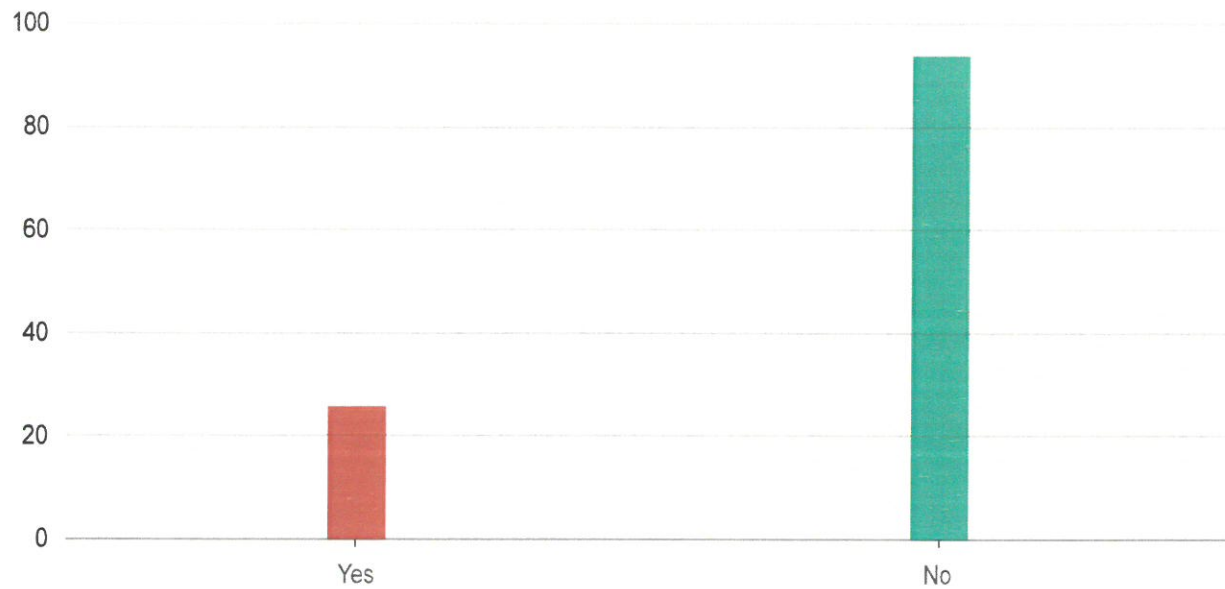
### Build the City Budget



Answers	Average
City Facility Maintenance	7
Code Enforcement	5
Economic Development	8
Engineering Services	5
Fire Services	12
General Administration (Management, Human Resources, Finance, Information Systems)	6
Park Maintenance	9
Planning/ Zoning Services	4
Police Services	13
Recreation Programs	7
Street and Traffic Maintenance	11
Trail/Bike Path Maintenance	5
Water Conservation	5

Answered: 120 Skipped: 0

**Are there any other services not listed above that you would like to fund?**



Answers	Count	Percentage
Yes	26	21.67%
No	94	78.33%

Answered: 120 Skipped: 0

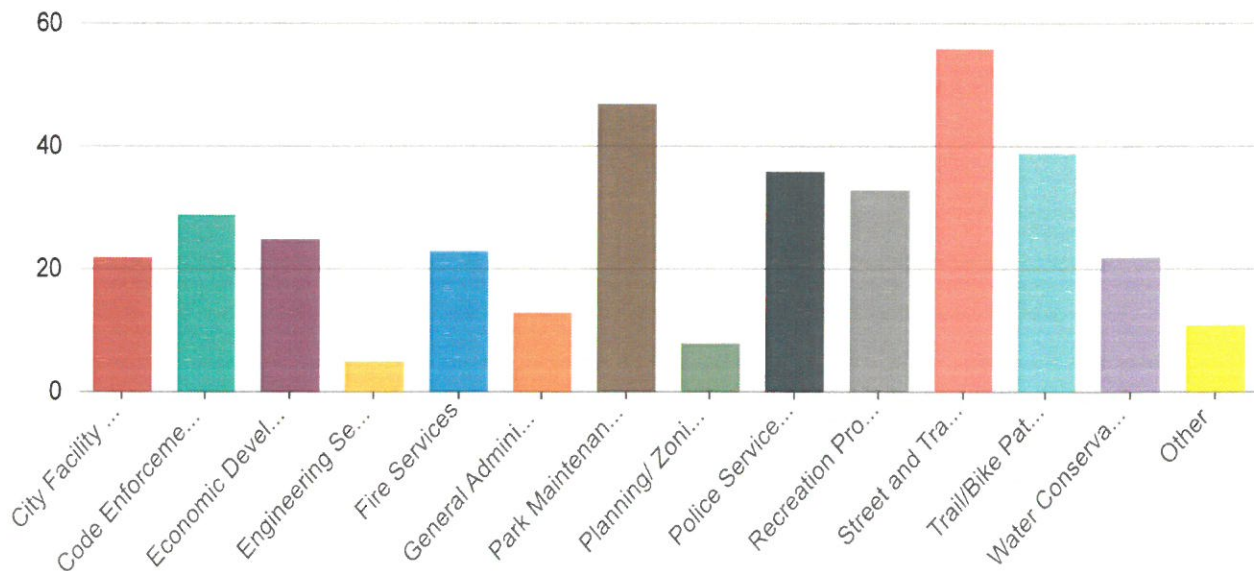
Please list other services ★

Response	Count
HOMELESSNESS	2
Unhoused people- get them to shelter or arrest them for loitering/drugs	1
Transit Drivers	1
Sustainable energy and water. Make them publicly owned and managed	1
Social Services for our unhoused population	1
Schools	1
Not sure if it falls under park services but the landscaping that is city maintained around neighborhood s, is terrible. We need yard people that get rid of weeds and pick up the trash instead of just blowing it out into the road	1
Neighborhood Park Monitoring/Maintenance. There are neighborhood parks being built within new subdivisions that are not being monitored for destroyed park benches, broken playground equipment and overgrown landscaping.	1
Native plants	1
Mountain bike park	1
Kids need more fields to practice in.	1
Just get a Trader Joe's and less fast food. Invest more in mom&pop local restaurants and businesses. Too much fast good makes people here sick. It's sad we have to drive to Fresno to enjoy a quality meal/day outside	1
Install vehicle sensors in every traffic light	1
Homeless removal from city parks	1
Homeless	1
Historic Preservation	1
Helping to end our homelessness problem. I would also love to see cameras at traffic lights to enforce tickets for running red lights. It's remarkable how many people are running red lights.	1
Grants for low income property owner to rehab their property.	1

Environmental services	1
employee retirement healthcare for workers who works more than 20 years - \$5	1
Efforts to improve recycling initiatives in Visalia and promote better air quality for our city	1
Do something about the homeless population it keeps growing way beyond what it should be.	1
Cultural Enrichment Services	1
Animal Services—20	1
Animal Services	1

Answered: 26 Skipped: 94

**If additional General Fund dollars become available what services would you like to see... \***



Answers	Count	Percentage
City Facility Maintenance	22	18.33%
Code Enforcement	29	24.17%
Economic Development	25	20.83%
Engineering Services	5	4.17%

City of Visalia 2024-2026 Budget Survey

Fire Services	23	19.17%
General Administration (Management, Human Resources, Finance, Information Systems)	13	10.83%
Park Maintenance	47	39.17%
Planning/ Zoning Services	8	6.67%
Police Services	36	30%
Recreation Programs	33	27.5%
Street and Traffic Maintenance	56	46.67%
Trail/Bike Path Maintenance	39	32.5%
Water Conservation	22	18.33%
Other	11	9.17%

Answered: 120 Skipped: 0

Please list other services \*

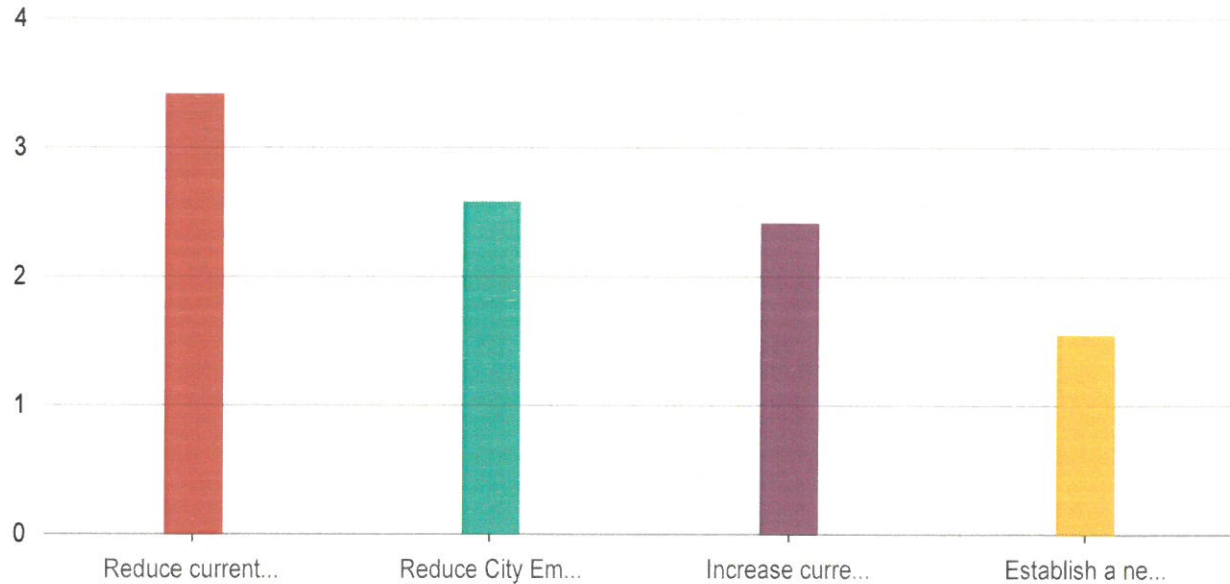
The word cloud requires at least 20 answers to show.

Response	Count
Transit Drivers	1
Social services for our unhoused population	1
Homeless removal from parks	1
Efforts to have better air quality and encourage bicycling. Also money to support the Kaweah Health hospital	1
Animal Services- \$100	1
A community pool, open to the public on a daily basis	1

Answered: 6 Skipped: 114



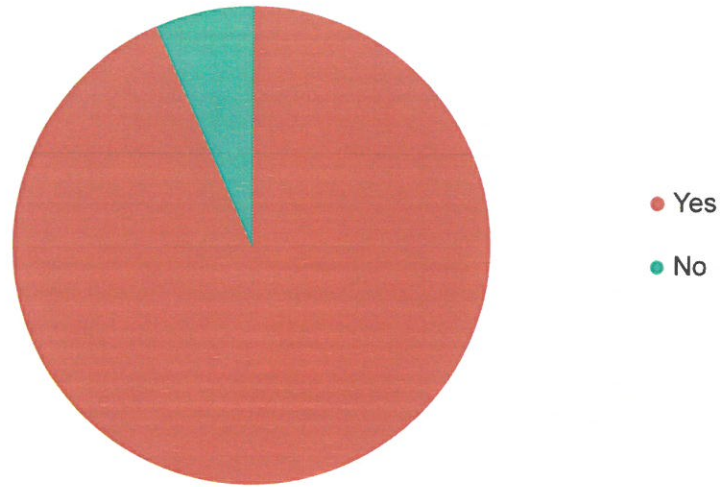
### If the budget has a shortfall, how would you balance the budget? Rank these... \*



Rank	Answers	1	2	3	Average score
1	Reduce current operating expenditures	60.83% 73	24.17% 29	11.67% 14	3.43
2	Reduce City Emergency Reserves	20% 24	40% 48	19.17% 23	2.59
3	Increase current fees to cover operating expenditures	10% 12	30% 36	52.5% 63	2.43
4	Establish a new tax (requires voter approval)	9.17% 11	5.83% 7	16.67% 20	1.56

Answered: 120 Skipped: 0

### Do you live in Visalia? \*



**Answers**

**Count**

**Percentage**

Yes

112

93.33%

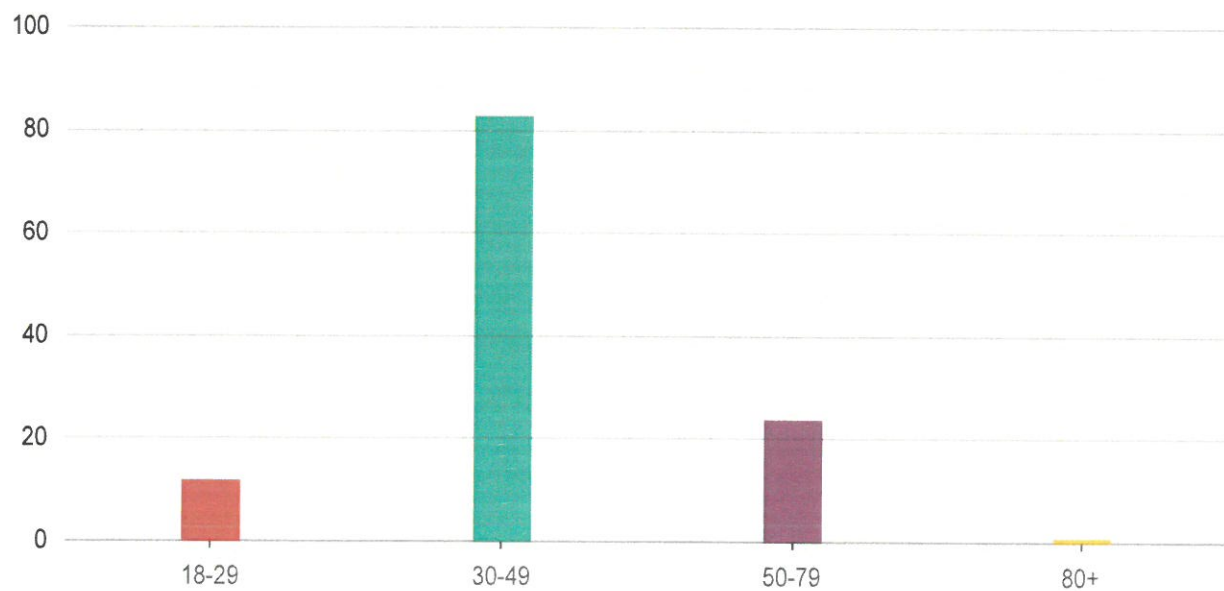
No

8

6.67%

Answered: 120 Skipped: 0

**What is your age group**





Answers	Count	Percentage
18-29	12	10%
30-49	83	69.17%
50-79	24	20%
80+	1	0.83%
		Answered: 120 Skipped: 0