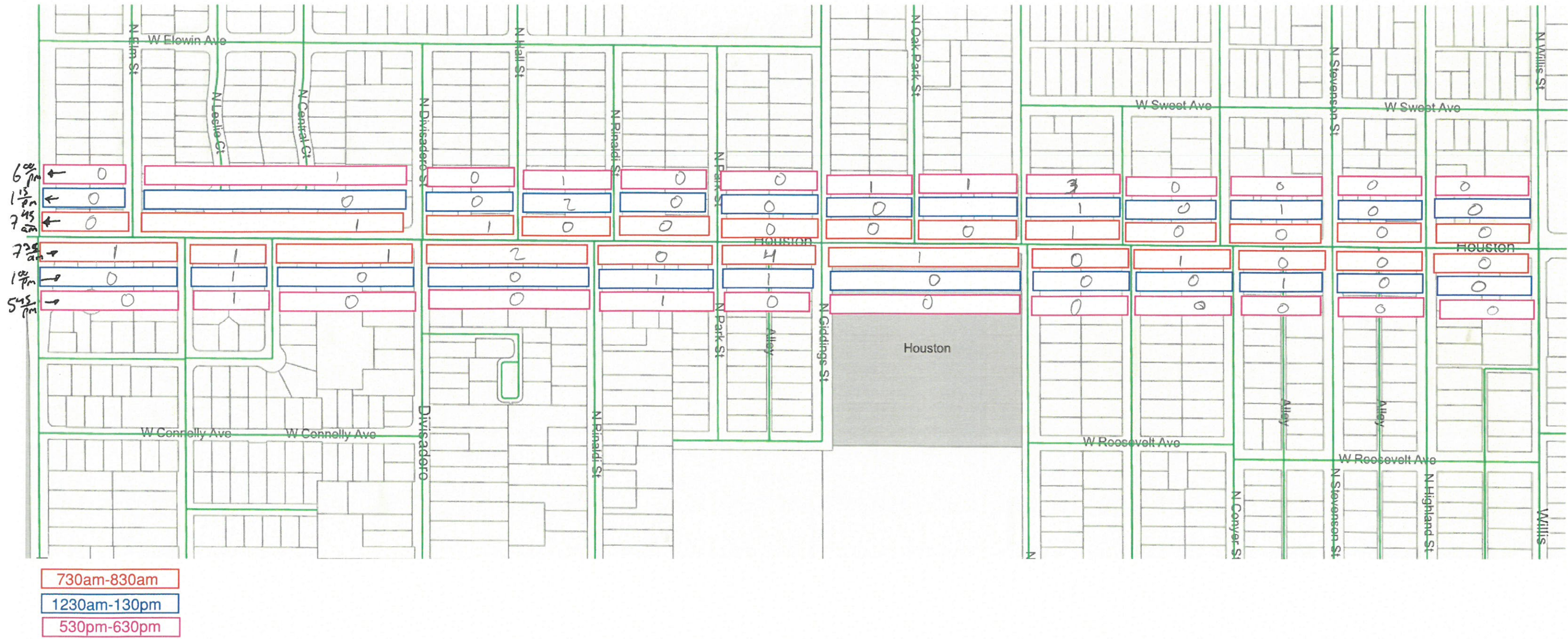
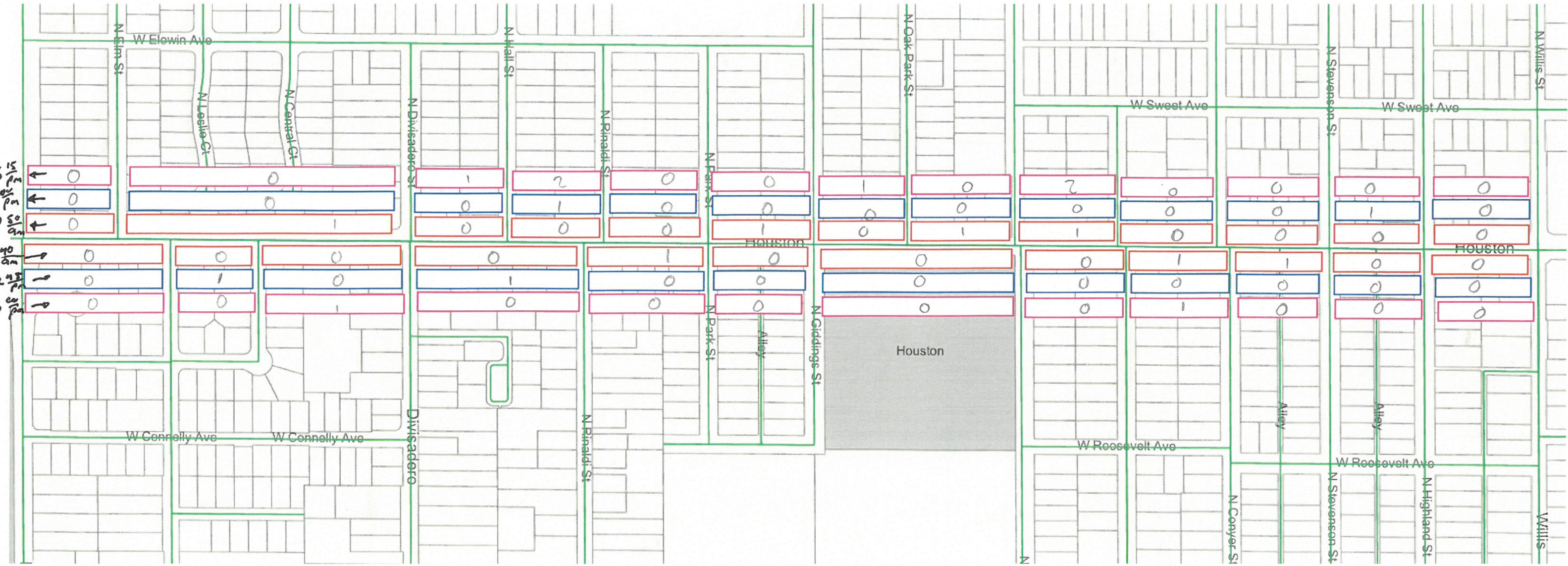


# Houston Corridor Parking Counts (Saturday) 02/21/26



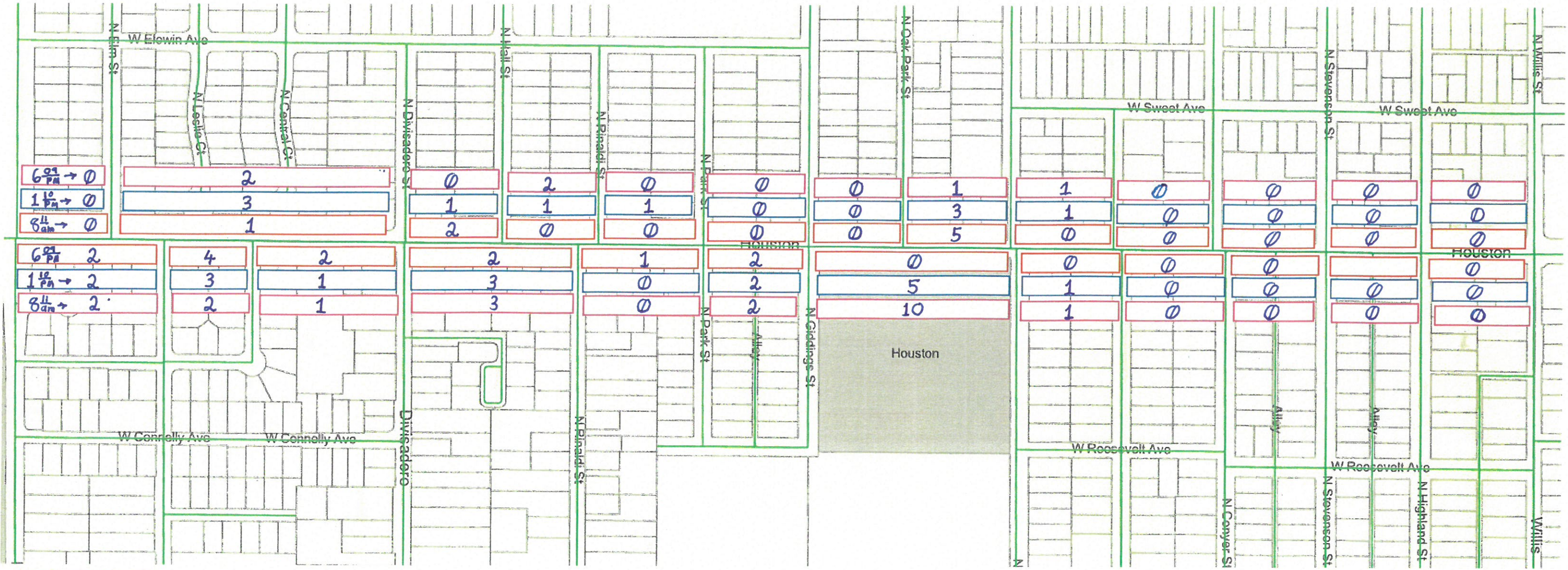
# Houston Corridor Parking Counts (Sunday) 02/22/26



- 730am-830am
- 1230am-130pm
- 530pm-630pm

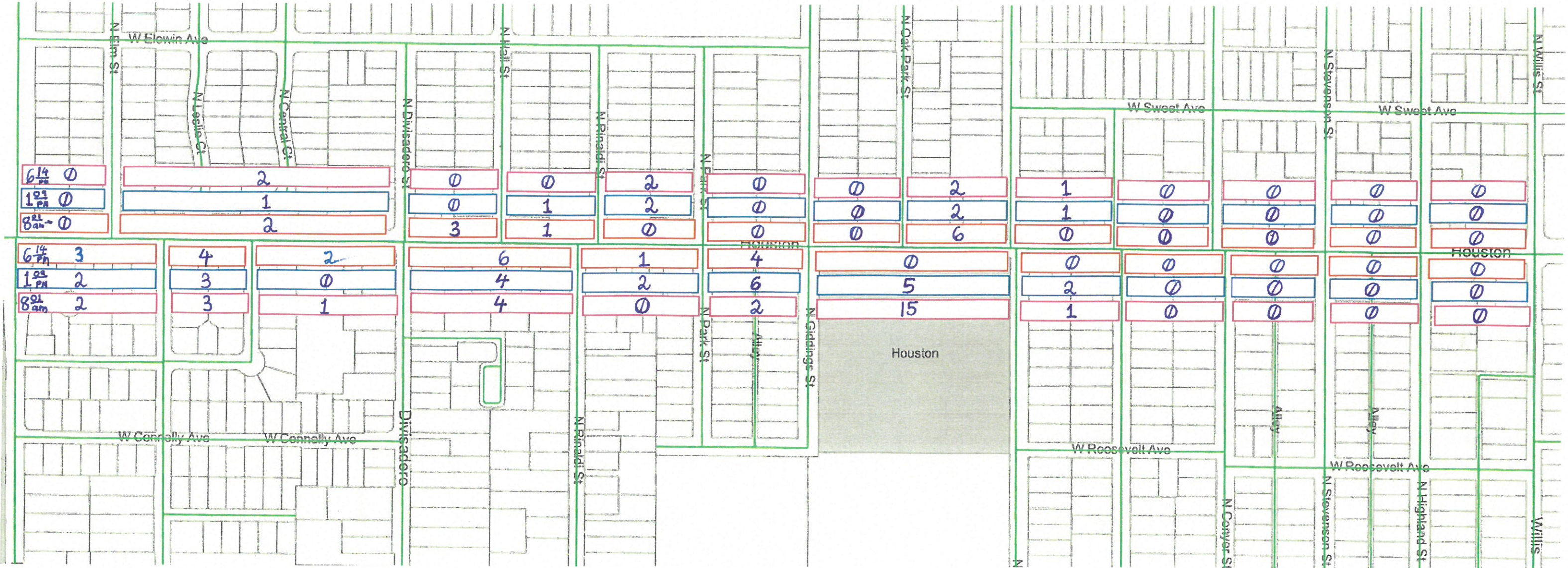


# Houston Corridor Parking Counts (Wednesday) 02/25/26



- 730am-830am
- 1230am-130pm
- 530pm-630pm

# Houston Corridor Parking Counts (Friday) 02/27/26



- 730am-830am
- 1230am-130pm
- 530pm-630pm

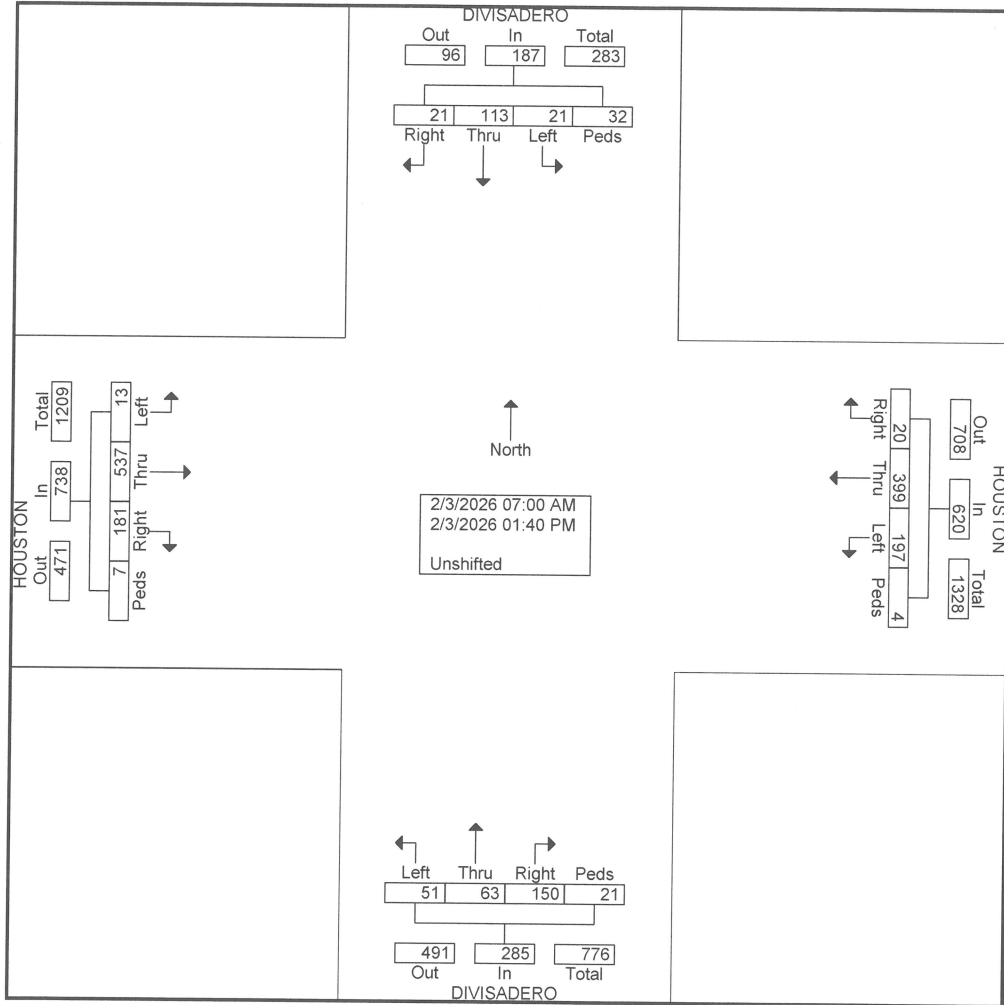
# City of Visalia

315 E Acequia Ave  
Visalia, Ca 93291

HOUSTON/DIVISADERO  
CAR TURNING & PED  
AM COUNTS

Groups Printed- Unshifted

	DIVISADERO From North					HOUSTON From East					DIVISADERO From South					HOUSTON From West					Int. Total
	Right	Thru	Left	Peds	App. Total	Right	Thru	Left	Peds	App. Total	Right	Thru	Left	Peds	App. Total	Right	Thru	Left	Peds	App. Total	
Grand Total	21	113	21	32	187	20	399	197	4	620	150	63	51	21	285	181	537	13	7	738	1830
Apprch %	11.2	60.4	11.2	17.1		3.2	64.4	31.8	0.6		52.6	22.1	17.9	7.4		24.5	72.8	1.8	0.9		
Total %	1.1	6.2	1.1	1.7	10.2	1.1	21.8	10.8	0.2	33.9	8.2	3.4	2.8	1.1	15.6	9.9	29.3	0.7	0.4	40.3	



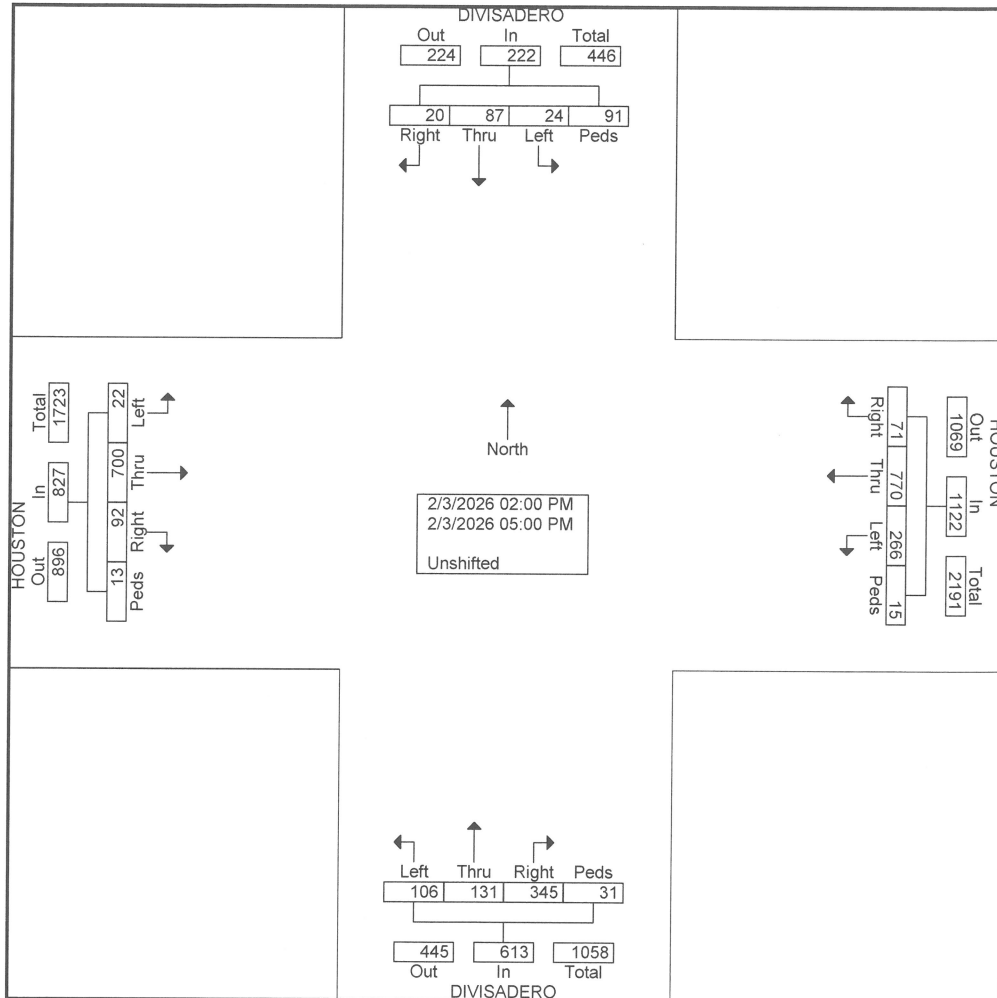
# City of Visalia

315 E Acequia Ave  
Visalia, Ca 93291

**HOUSTON/DIVISADERO  
CAR TURNING & PED  
PM COUNTS**

Groups Printed- Unshifted

	DIVISADERO From North					HOUSTON From East					DIVISADERO From South					HOUSTON From West					Int. Total
	Right	Thru	Left	Peds	App. Total	Right	Thru	Left	Peds	App. Total	Right	Thru	Left	Peds	App. Total	Right	Thru	Left	Peds	App. Total	
Grand Total	20	87	24	91	222	71	770	266	15	1122	345	131	106	31	613	92	700	22	13	827	2784
Apprch %	9	39.2	10.8	41		6.3	68.6	23.7	1.3		56.3	21.4	17.3	5.1		11.1	84.6	2.7	1.6		
Total %	0.7	3.1	0.9	3.3	8	2.6	27.7	9.6	0.5	40.3	12.4	4.7	3.8	1.1	22	3.3	25.1	0.8	0.5	29.7	



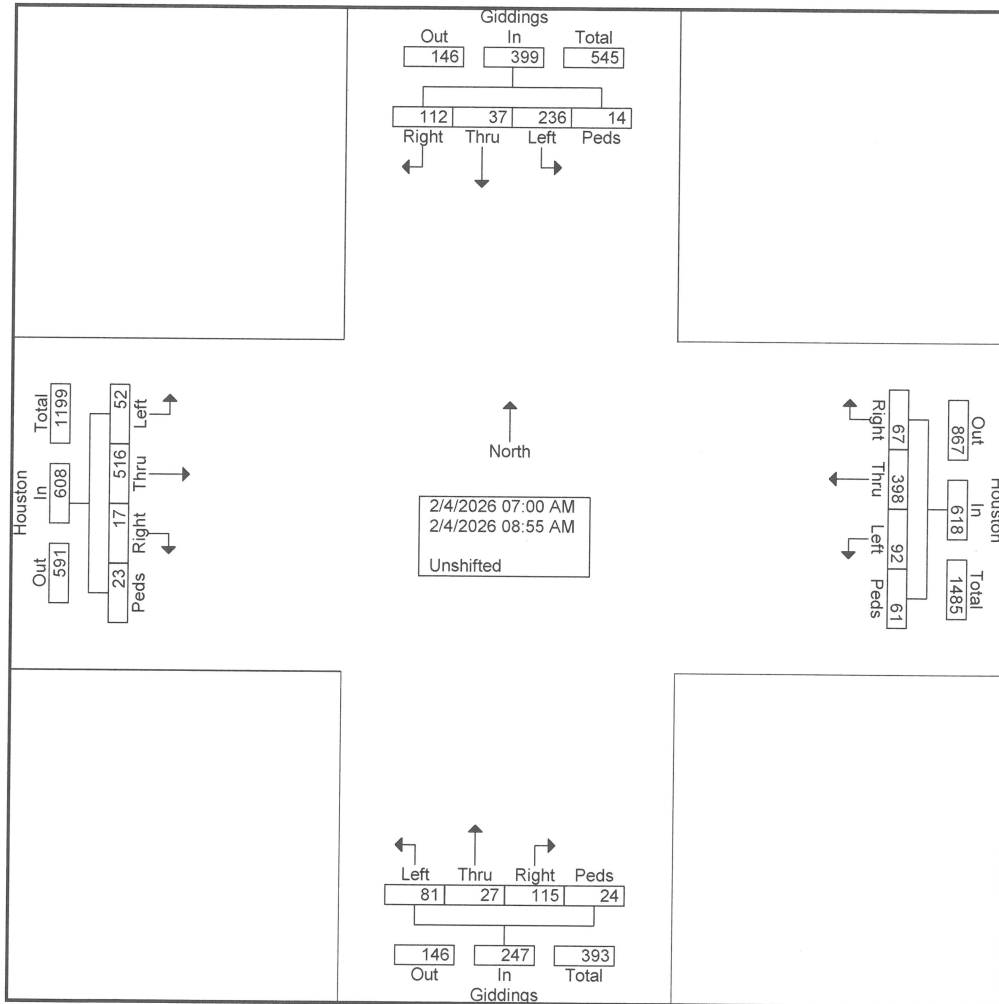
# City of Visalia

315 E Acequia Ave  
Visalia, Ca 93291

**HOUSTON/GIDDINGS  
CAR TURNING & PED  
AM COUNTS**

## Groups Printed- Unshifted

	Giddings From North					Houston From East					Giddings From South					Houston From West					Int. Total
	Right	Thru	Left	Peds	App. Total	Right	Thru	Left	Peds	App. Total	Right	Thru	Left	Peds	App. Total	Right	Thru	Left	Peds	App. Total	
Grand Total	112	37	236	14	399	67	398	92	61	618	115	27	81	24	247	17	516	52	23	608	1872
Apprch %	28.1	9.3	59.1	3.5		10.8	64.4	14.9	9.9		46.6	10.9	32.8	9.7		2.8	84.9	8.6	3.8		
Total %	6	2	12.6	0.7	21.3	3.6	21.3	4.9	3.3	33	6.1	1.4	4.3	1.3	13.2	0.9	27.6	2.8	1.2	32.5	

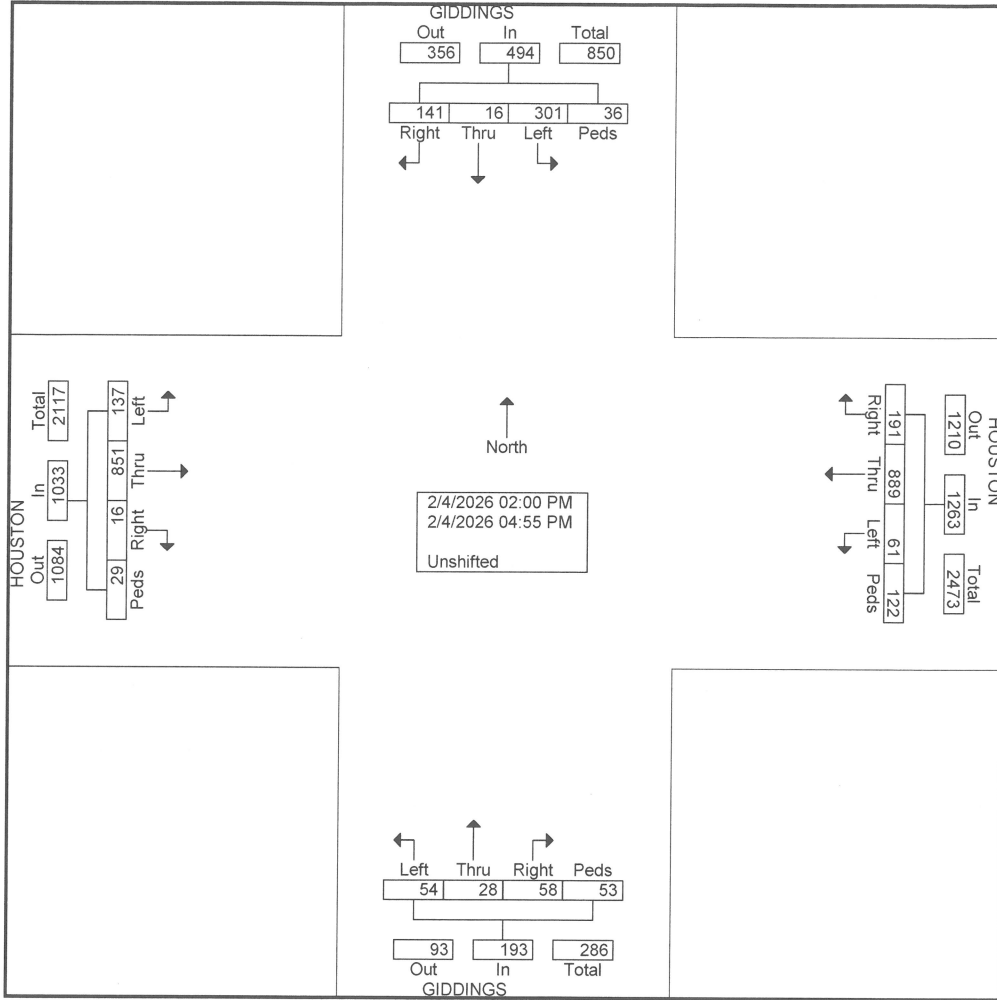


# City of Visalia

315 E Acequia Ave  
Visalia, Ca 93291

**HOUSTON/GIDDINGS  
CAR TURNING & PED  
PM COUNTS**

File Name : giddings houston 2 pm  
Site Code : 00000000  
Start Date : 2/4/2026  
Page No : 2



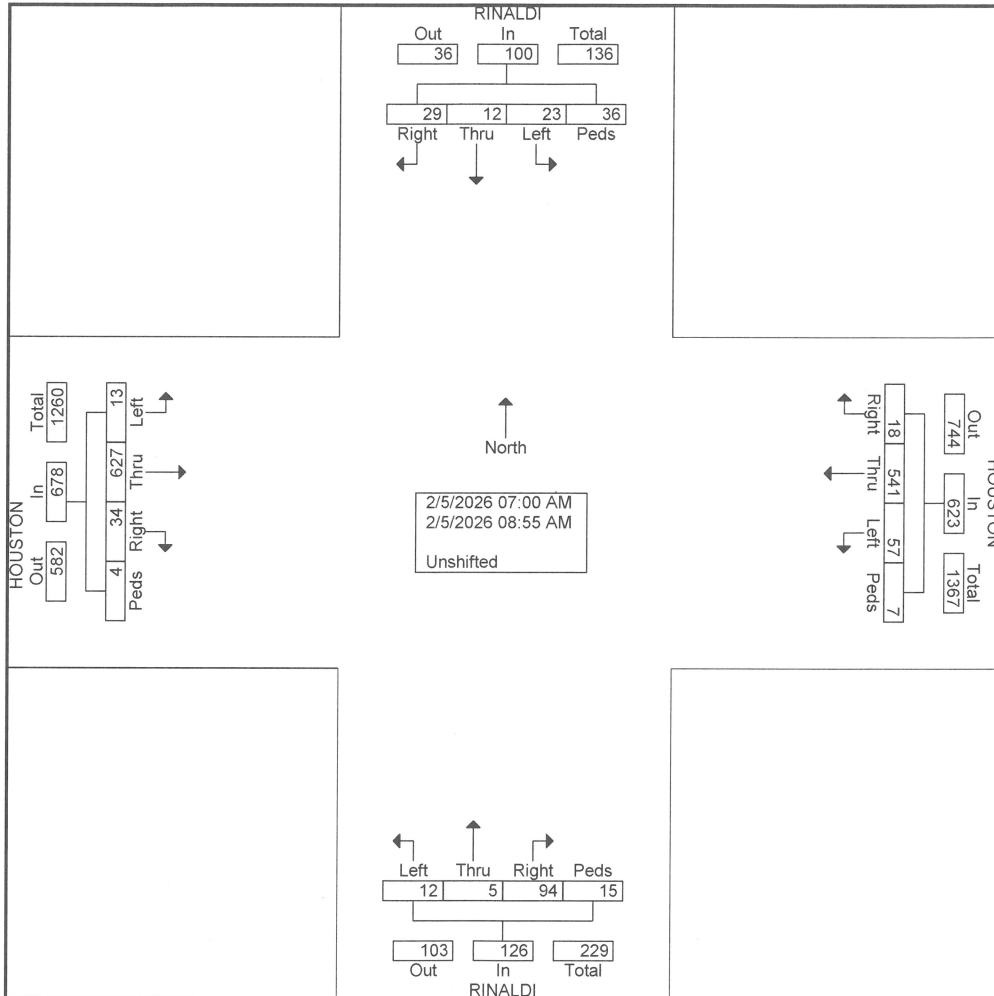
# City of Visalia

315 E Acequia Ave  
Visalia, Ca 93291

**HOUSTON/RINALDI  
CAR TURNING & PED  
AM COUNTS**

Groups Printed- Unshifted

	RINALDI From North					HOUSTON From East					RINALDI From South					HOUSTON From West					Int. Total
	Right	Thru	Left	Peds	App. Total	Right	Thru	Left	Peds	App. Total	Right	Thru	Left	Peds	App. Total	Right	Thru	Left	Peds	App. Total	
Grand Total	29	12	23	36	100	18	541	57	7	623	94	5	12	15	126	34	627	13	4	678	1527
Apprch %	29	12	23	36		2.9	86.8	9.1	1.1		74.6	4	9.5	11.9		5	92.5	1.9	0.6		
Total %	1.9	0.8	1.5	2.4	6.5	1.2	35.4	3.7	0.5	40.8	6.2	0.3	0.8	1	8.3	2.2	41.1	0.9	0.3	44.4	



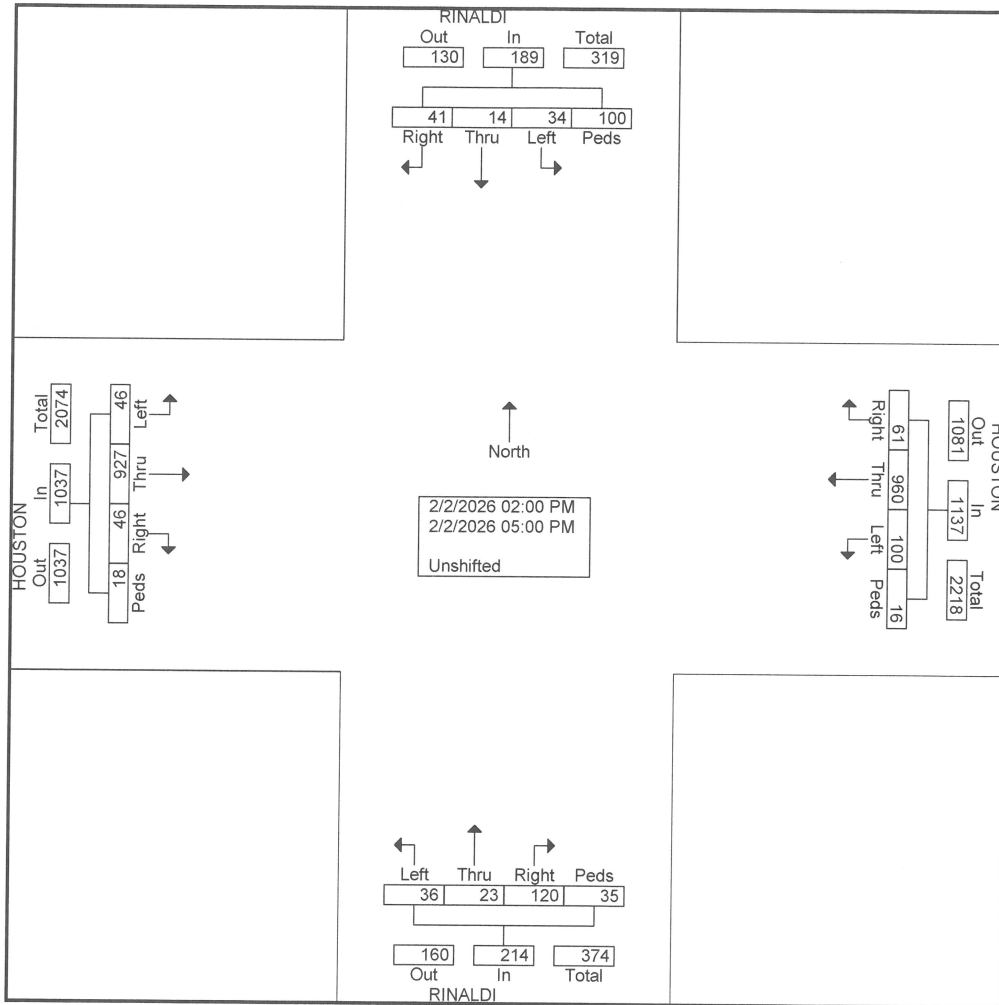
# City of Visalia

315 E Acequia Ave  
Visalia, Ca 93291

HOUSTON/RINALDI  
CAR TURNING & PED  
PM COUNTS


Groups Printed- Unshifted

	RINALDI From North					HOUSTON From East					RINALDI From South					HOUSTON From West					Int. Total
	Right	Thru	Left	Peds	App. Total	Right	Thru	Left	Peds	App. Total	Right	Thru	Left	Peds	App. Total	Right	Thru	Left	Peds	App. Total	
Grand Total	41	14	34	100	189	61	960	100	16	1137	120	23	36	35	214	46	927	46	18	1037	2577
Apprch %	21.7	7.4	18	52.9		5.4	84.4	8.8	1.4		56.1	10.7	16.8	16.4		4.4	89.4	4.4	1.7		
Total %	1.6	0.5	1.3	3.9	7.3	2.4	37.3	3.9	0.6	44.1	4.7	0.9	1.4	1.4	8.3	1.8	36	1.8	0.7	40.2	



**LEGEND**  
 K: CHILDREN  
 A: ADUTLS

**HOUSTON/TURNER PED AM COUNTS**



8:00 → 1A  
 7:45 → 1A  
 7:30 → 0  
 7:15 → 1k

8:30 → 1k+1A  
 8:15 → 1A  
 8:00 → 4k+2A  
 7:45 → 12k+2A  
 7:30 → 14k+1A  
 7:15 → 1k

7:15 ↓ 2k  
 7:30 ↓ 2k  
 8:00 ↓ 2A  
 8:15 ↓ 2k+2A

↓ 7:45 1k

↑ 8:00 1A  
 7:45 1A  
 7:15 1k

↑ 8:00 5k+2A  
 7:45 7  
 7:15 0

7:15 → 2k  
 7:30 → 2k  
 7:45 → 0  
 8:00 → 2A  
 8:15 → 2k+2A

7:15 → 8k  
 7:30 → 0  
 7:45 → 2k+2A  
 8:00 → 9k+2A  
 8:15 → 0



Houston  
 Neighborhood Park

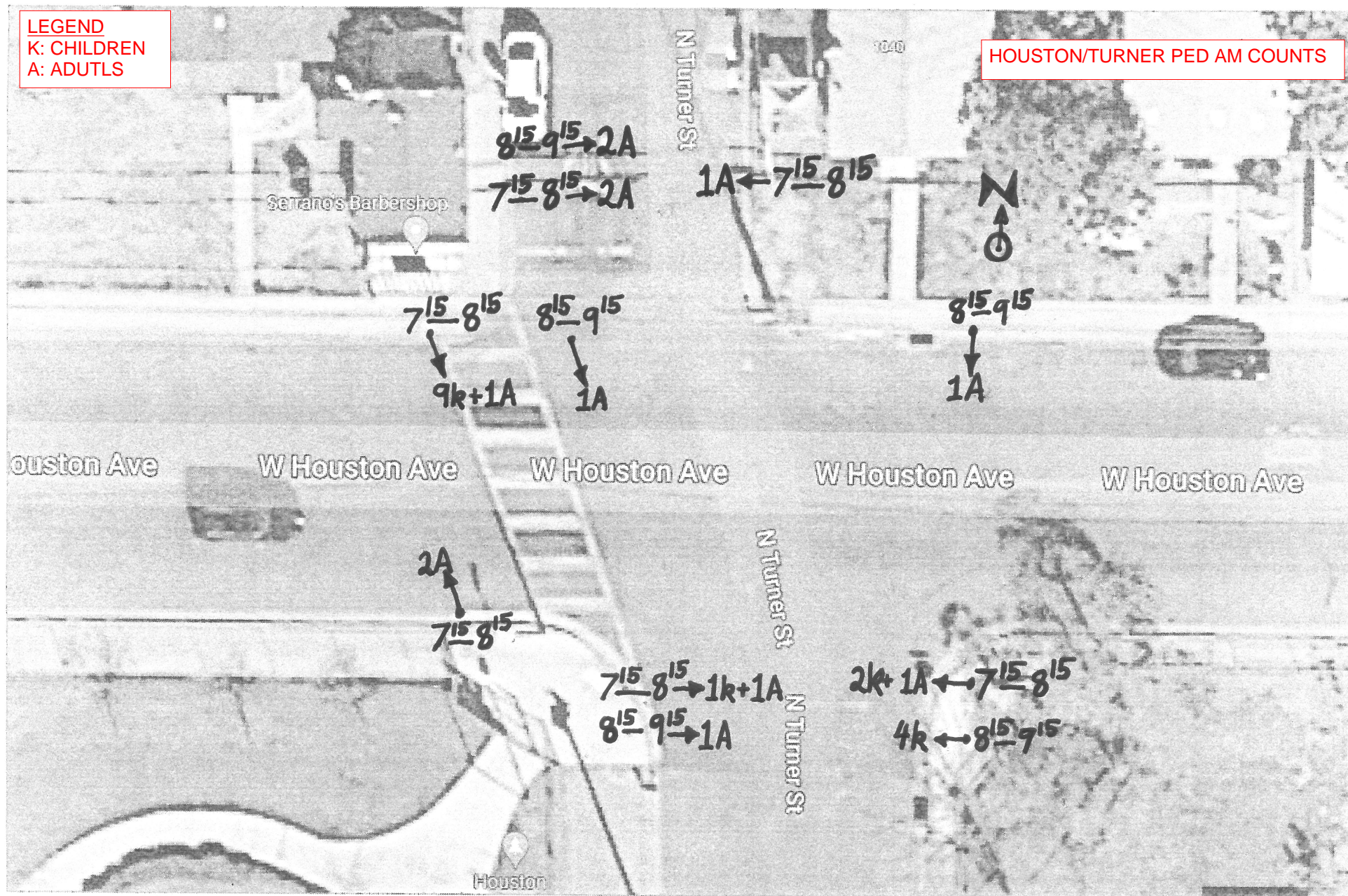
Houston & Turner

11-8-18

7:15<sub>am</sub> to 8:45<sub>am</sub>

LEGEND  
 K: CHILDREN  
 A: ADULTS

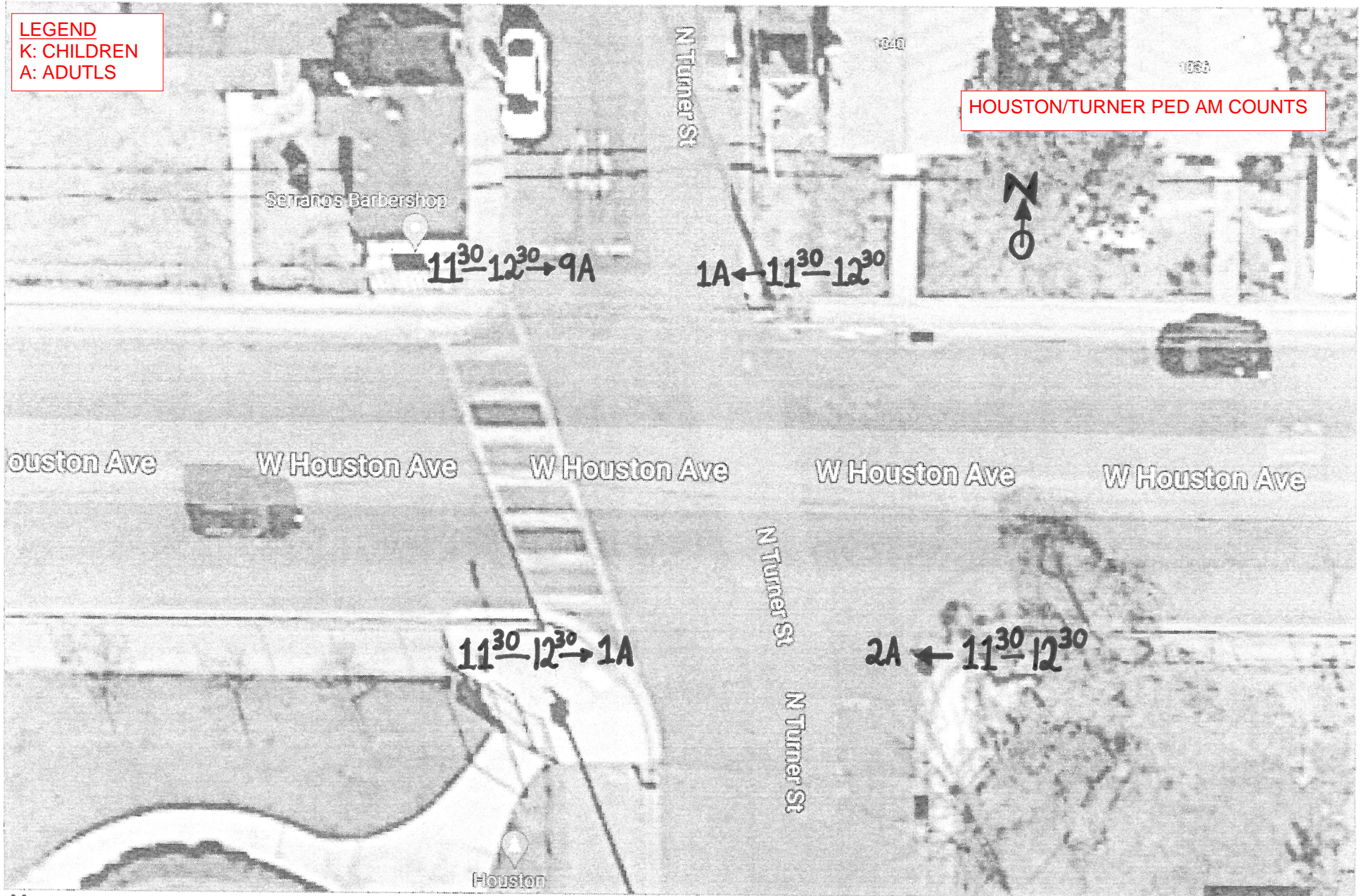
HOUSTON/TURNER PED AM COUNTS



Houston & Turner  
 3-30-22  
 7<sup>15</sup><sub>am</sub> 9<sup>15</sup><sub>am</sub>

LEGEND  
K: CHILDREN  
A: ADUTLS

HOUSTON/TURNER PED AM COUNTS



Houston & Turner  
3-30-22  
11<sup>30</sup>am to 12<sup>30</sup>am

LEGEND  
 K: CHILDREN  
 A: ADUTLS

HOUSTON/TURNER PED PM COUNTS

245 → 1A  
 230 → 1A 345 → 2k  
 215 → ∅ 330 → 8k  
 200 → 1A 315 → 5k+1A  
 145 → ∅ 300 → 3k

345 → 2k  
 330 → 1k  
 315 → 1A  
 300 → 3  
 215 → ∅  
 200 → 1A  
 145 → ∅

145 ↓ 1k+1A  
 200 ↓ ∅  
 215 ↓ ∅  
 230 ↓ ∅  
 245 ↓ ∅

300 ↓ 1k+1A  
 315 ↓ ∅  
 345 ↓ 4k

215 ↓ 1A  
 245 ↓ 2A

345 → 5k  
 330 → 2k  
 300 → 6k  
 215 → 2A  
 200 → ∅  
 145 → ∅

330 ↑ 1k  
 245 ↑ 2A

145 → ∅  
 200 → 3k+1A  
 215 → 3A  
 230 → 3k

300 → 4k+1A  
 315 → 3k+2A  
 330 → 27k  
 345 → 3k

145 → ∅ 245 → 1k+3k  
 200 → 1A 300 → 1A  
 215 → 2A 315 → 1A  
 230 → 1k 345 → 1k

Houston  
 Neighborhood Park

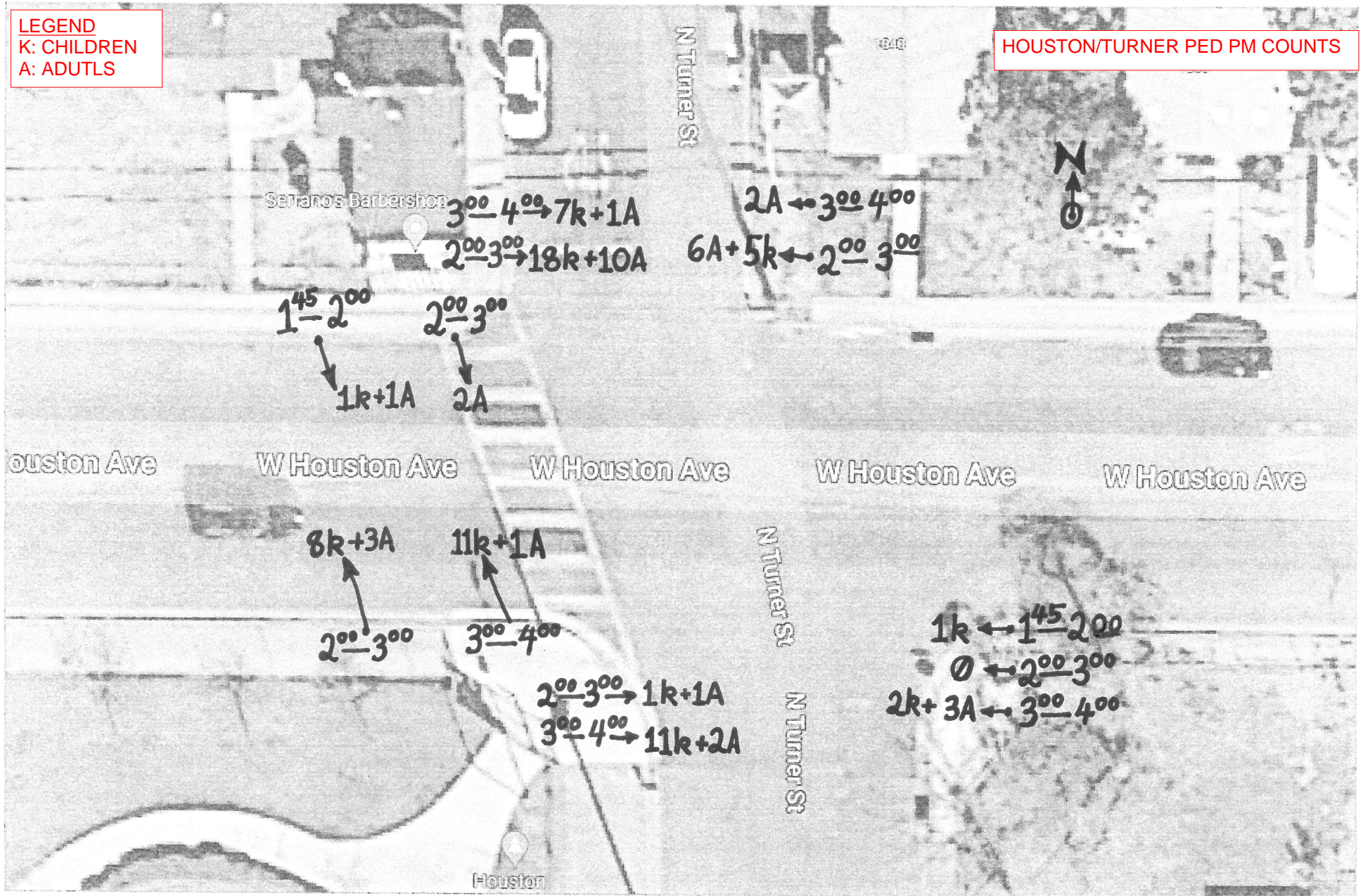
Houston & Turner

11-5-18

1:45PM - 4:00PM

**LEGEND**  
 K: CHILDREN  
 A: ADULTS

**HOUSTON/TURNER PED PM COUNTS**



Houston & Turner  
 3-30-22 {Wed}  
 1:45 PM to 4:00 PM