



VISALIA POLICE DEPARTMENT OVERVIEW

August 4, 2025



Visalia Police Department

Information

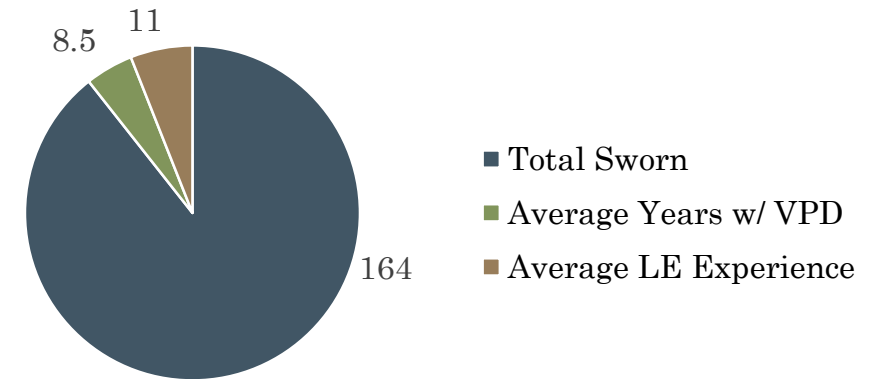
■ Department Staffing:

- Allocated 169 sworn police officer positions.
 - Currently have (4) vacancies w/ (10) laterals in the application process.
- Allocated 98 professional staff positions (Records, Dispatch, Crime Lab, etc.)
 - Dispatch challenges are significant.
 - Allocated 31 positions in Dispatch, currently have (10) vacancies- (3) candidates in the background process.
- Measure T & Measure N significant impact for public safety and example of strong community support.
- Plan for future growth and staffing needs.

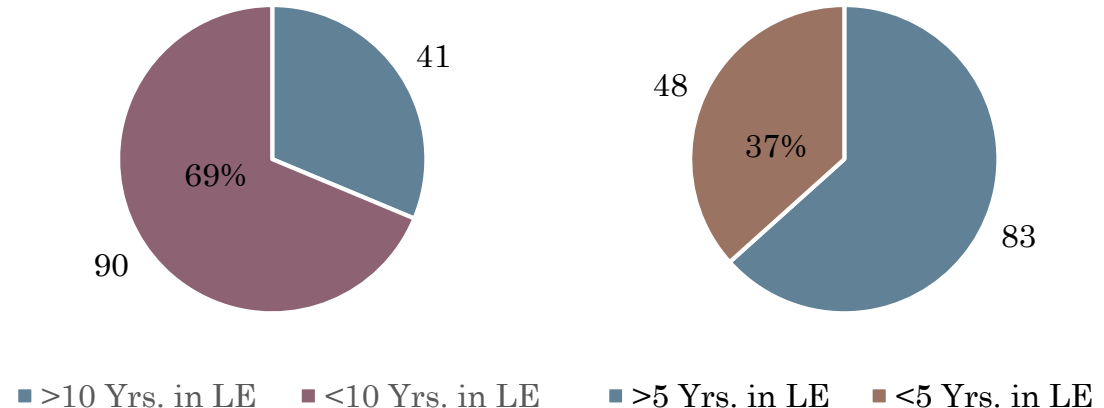
Visalia Police Department

Sworn Staffing Demographics

- **Total Sworn = 164**
 - Average Age = 36 yoa
 - Average Years w/ VPD = 8.5
 - Average LE Experience = 11 years



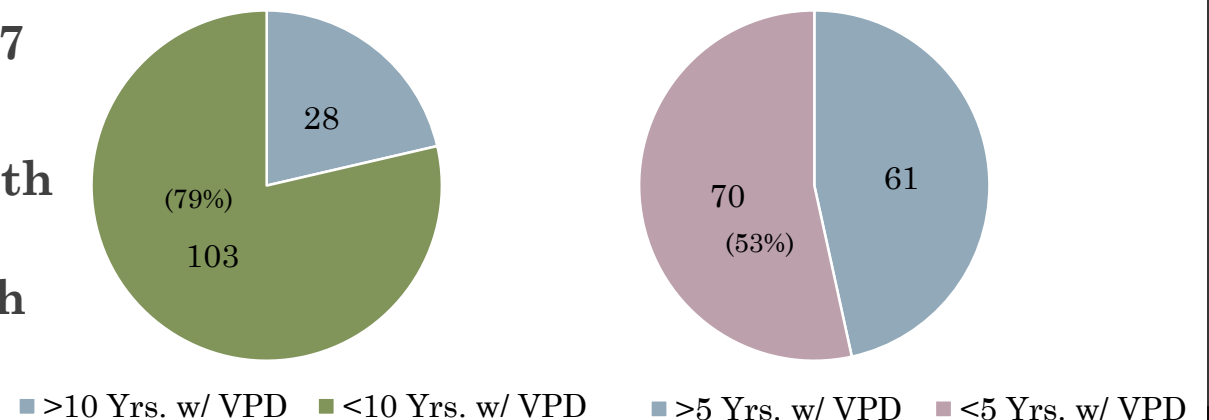
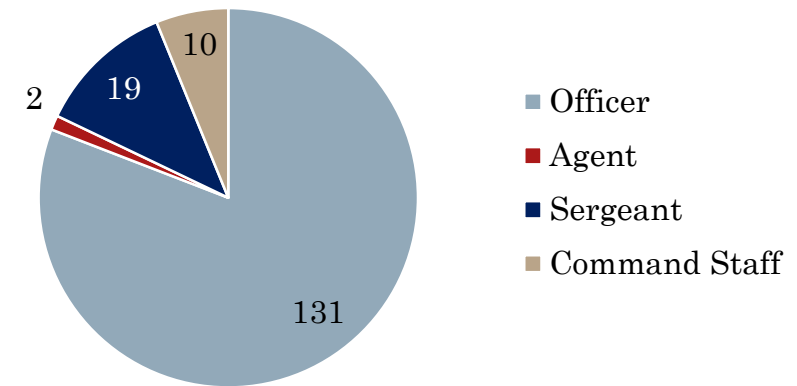
- **Police Officers = 131**
 - Average LE Experience = 9 years
 - 90 have <10 years in LE (69%)
 - 48 have <5 years in LE (37%)



Staffing Demographics

VPD Personnel

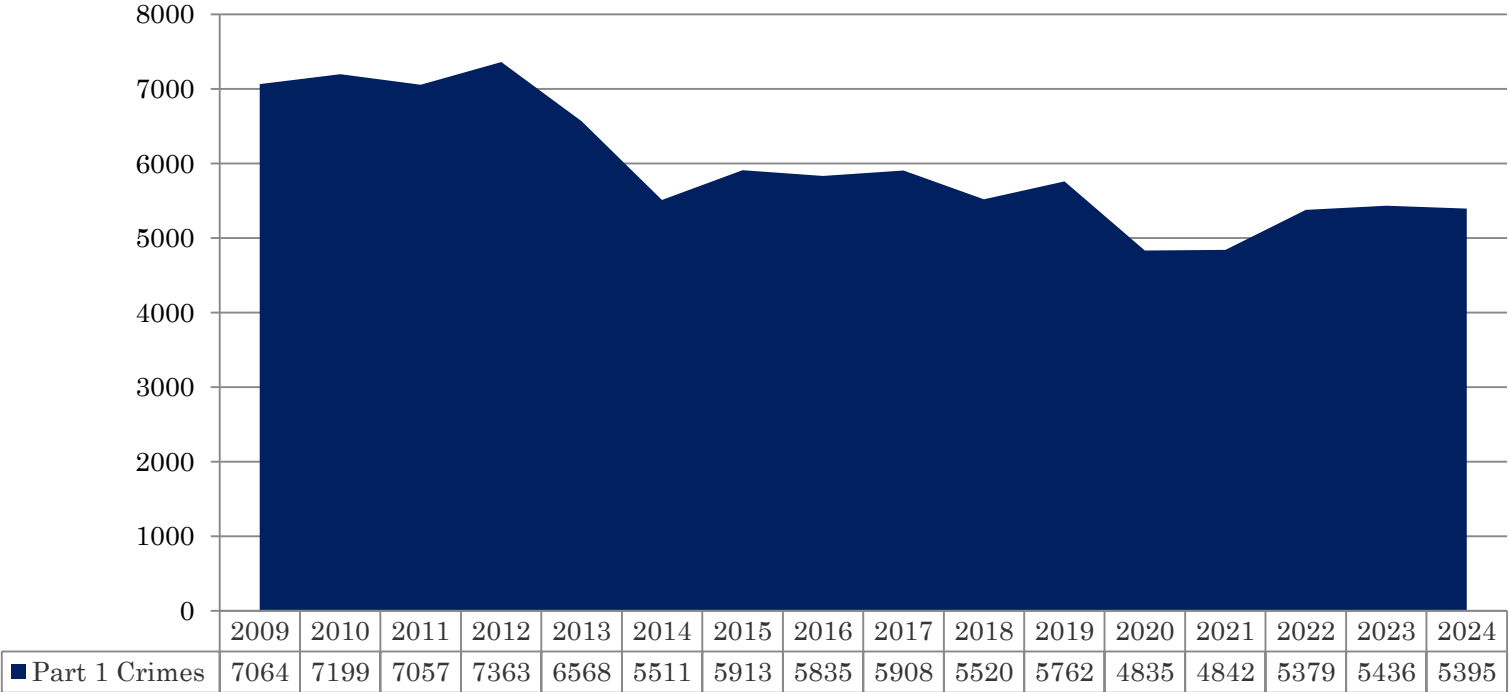
- **Total Sworn = 164**
 - 131 Police Officers, 2 Agents, 19 Sergeants, & 10 Command Staff.
- **Total Officers = 131**
 - Officer Average Age = 34 yoa
 - Officer Average Years with VPD = 6.7
 - Of the 131 officers, 103 have been with VPD for 10 years or less = 79%.
 - Of the 131 officers, 70 have been with VPD for 5 years or less = 53%.



City of Visalia – Part 1 Crimes

2009-2004

PART 1 CRIMES TREND (2009 - 2024)



Part 1 Crimes Trend	Total Years	% Diff.
2024 vs. 2009	15	-24%
2024 vs 2014	10	-2%
2024 vs. 2019	5	-6%
2024 vs. 2023	1	-1%

City of Visalia – Part 1 Crimes

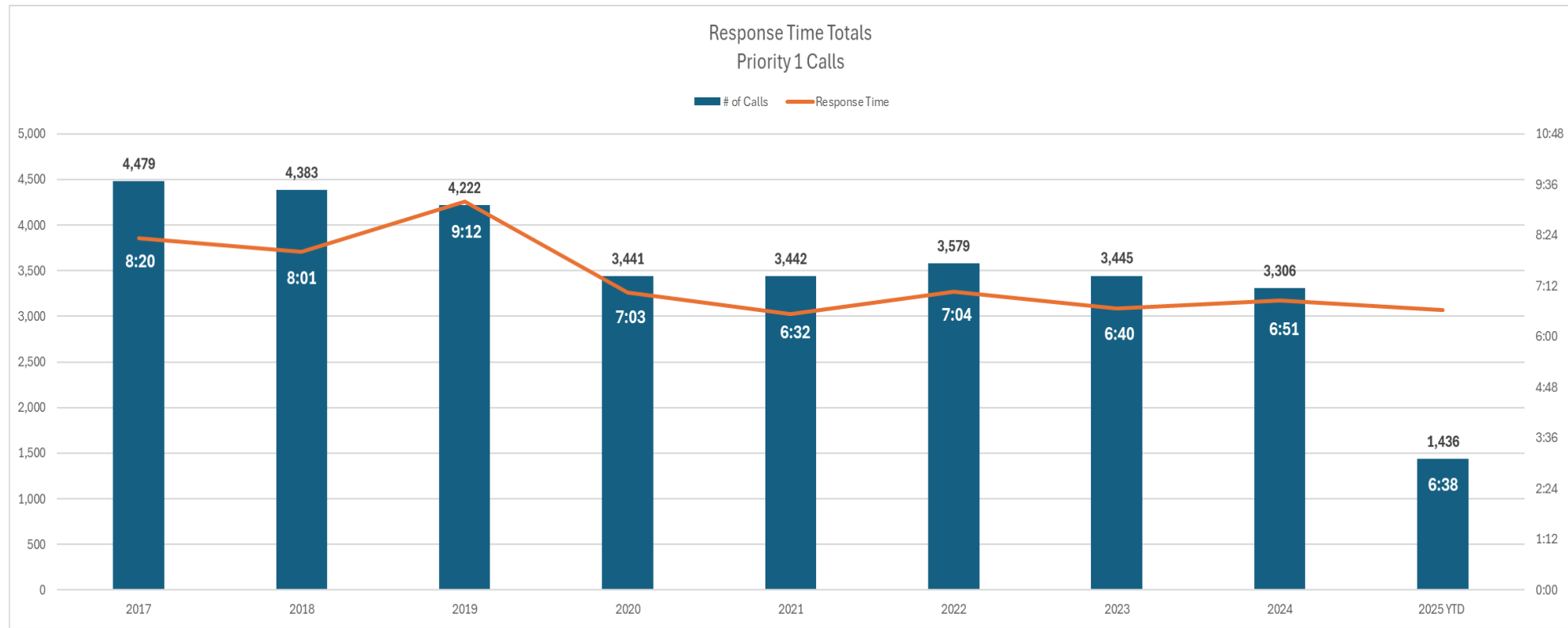
2024 vs. 2025 (YTD – June)

Offense Classification	2024 (YTD)	2025 (YTD)	Difference
Criminal Homicide	3	3	0%
Rape	28	36	29%
Robbery	79	63	-20%
Assault***	864	907	5%
Burglary (Res. & Com.)	192	129	-33%
Larceny-Theft (Inc. Veh. Burg.)	1,204	1,025	-15%
Motor Vehicle Theft	261	169	-35%
Total Part 1-Crimes	2,631	2,332	-11%

***Firearm Assaults 27 vs. 16

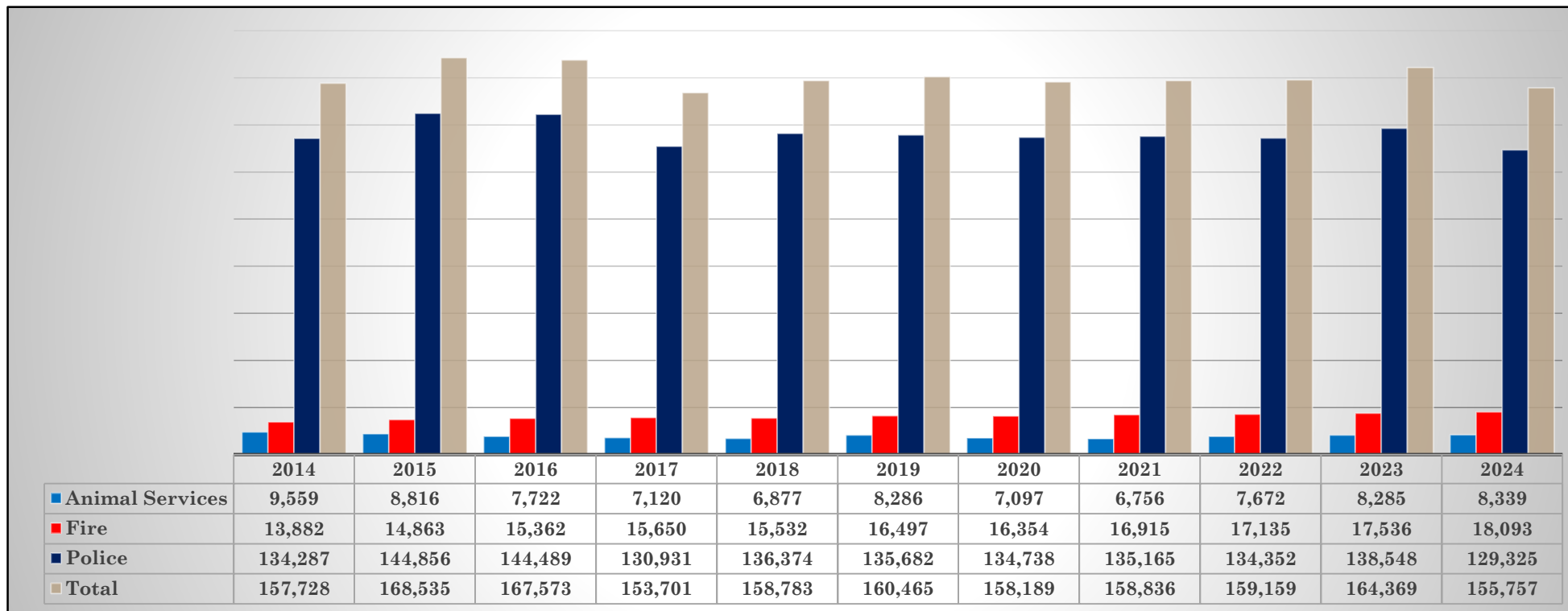
Response Times

Priority 1 Calls



Calls for Service

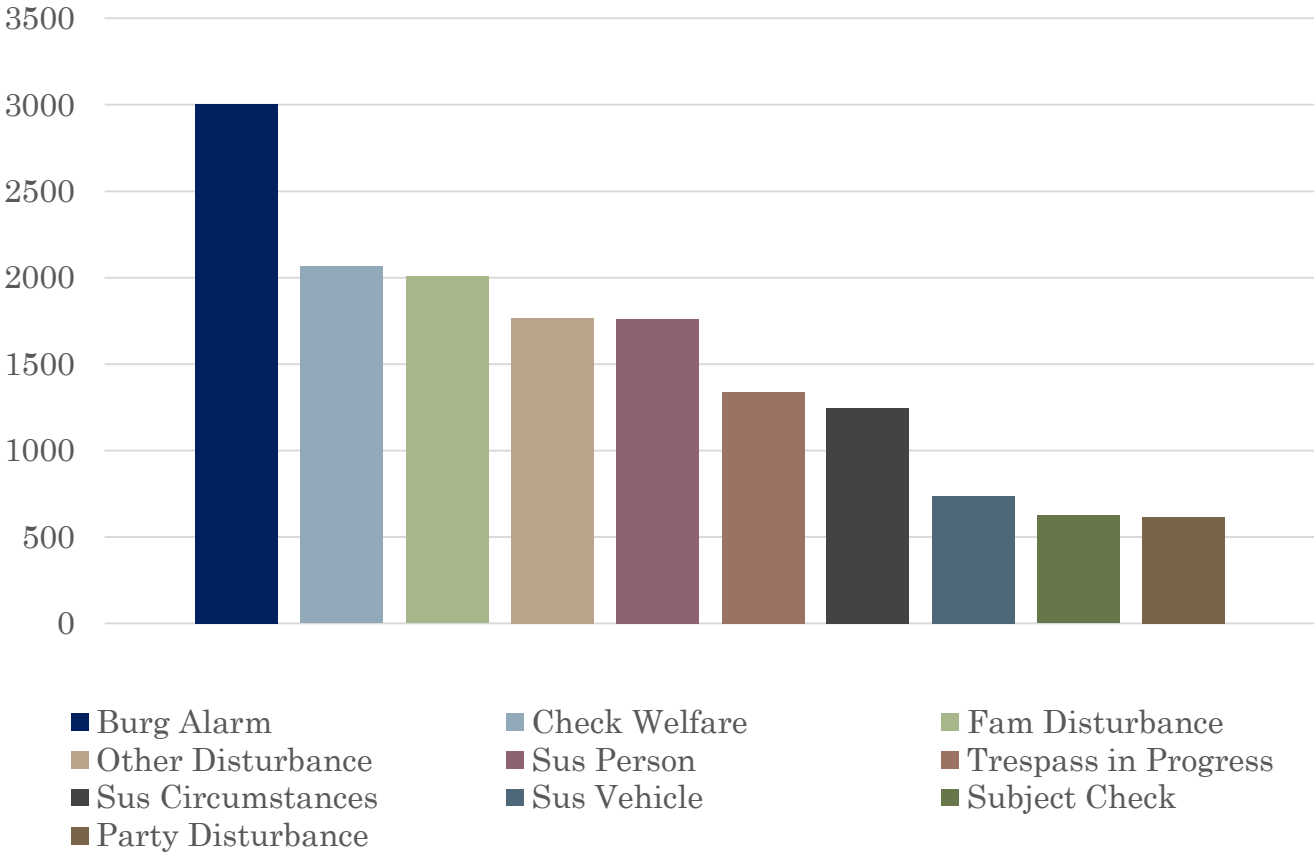
Public Safety Calls for Service – Police, Fire, & Animal Control – 10 Year Comparison



CFS 2025 (YTD) = 64,350

Top Calls for Service Types

2025 YTD



Nature of Call	Calls Received
Burglary Alarm	3007
Check Welfare	2065
Family Disturbance	2006
Other Disturbance	1768
Suspicious Person	1760
Trespass in Progress	1336
Suspicious Circumstances	1245
Suspicious Vehicle	736
Subject Check	624
Party Disturbance	617

Top Days & Times – CFS

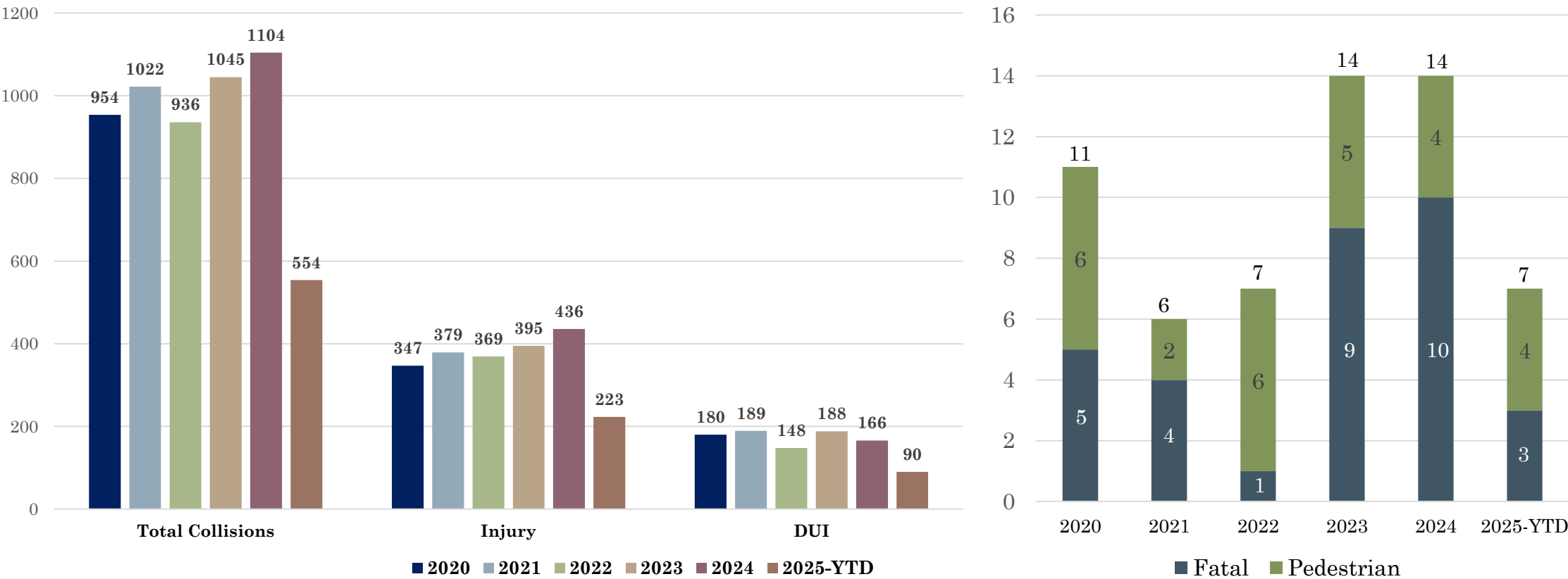
2020-2025 YTD

	0000	0100	0200	0300	0400	0500	0600	0700	0800	0900	1000	1100	1200	1300	1400	1500	1600	1700	1800	1900	2000	2100	2200	2300	Total
Monday	3389	2805	2331	1857	1586	1739	2463	3939	6179	6580	7206	6896	6166	6697	6532	6513	5984	5394	5229	4681	4434	4260	4616	4119	111595
Tuesday	3185	2832	2509	2036	1783	1801	2460	4334	7473	7272	8004	7589	6809	7119	7525	7251	6148	5668	5125	4716	4334	4222	4629	3662	118486
Wednesday	3242	2798	2443	2091	1891	1799	2400	4332	7338	7629	8298	7553	6623	7387	7466	6920	6129	5480	5056	4682	4541	4457	4745	4083	119383
Thursday	3143	2696	2431	1994	1847	1841	2441	4500	7325	7397	7761	7110	6805	7088	7142	6743	5377	5696	5474	5050	4946	4832	5320	4353	120312
Friday	3390	2864	2497	2075	1749	1890	2330	3846	6663	6808	7333	7280	6789	6860	6825	6860	6456	6065	5718	5819	6067	6228	6737	5721	124870
Saturday	4099	3324	2859	2201	1754	1612	2007	3069	4451	4876	5453	5448	5196	5300	4957	5013	5147	5176	5417	5862	6064	6694	7454	6126	109259
Sunday	4746	3788	2948	2252	1754	1569	1885	2571	3325	3946	4174	4443	4584	4515	4323	4575	4589	4718	5052	4960	5018	5125	5152	4344	94359
Total	25194	21107	18018	14506	12364	12251	15986	26591	42754	44508	48229	46319	42972	44966	44773	43875	40830	38197	37071	35770	35404	35818	38353	32408	

***Busiest day and times: Wednesdays from 1000-1059.**

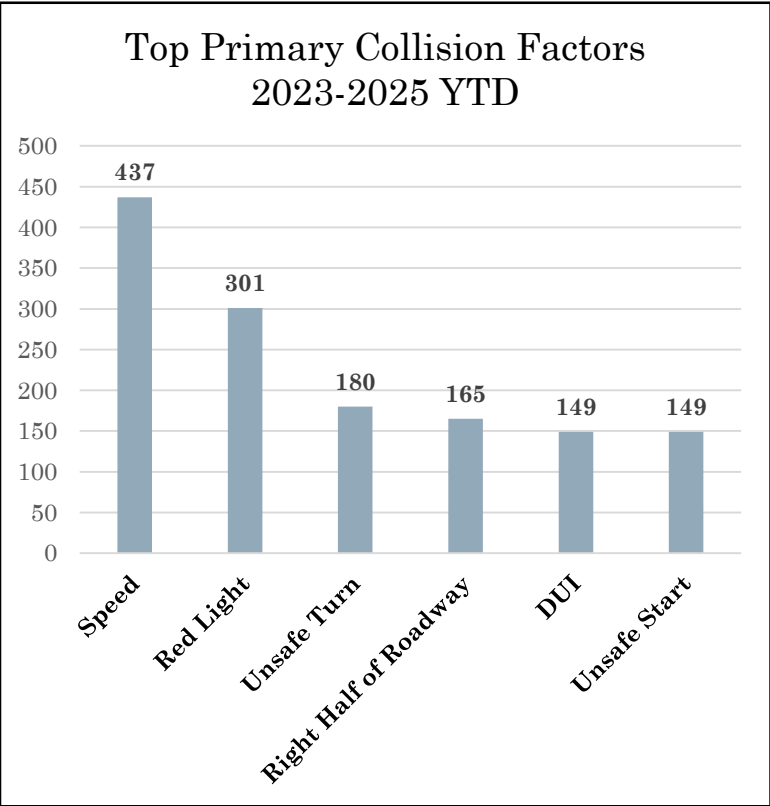
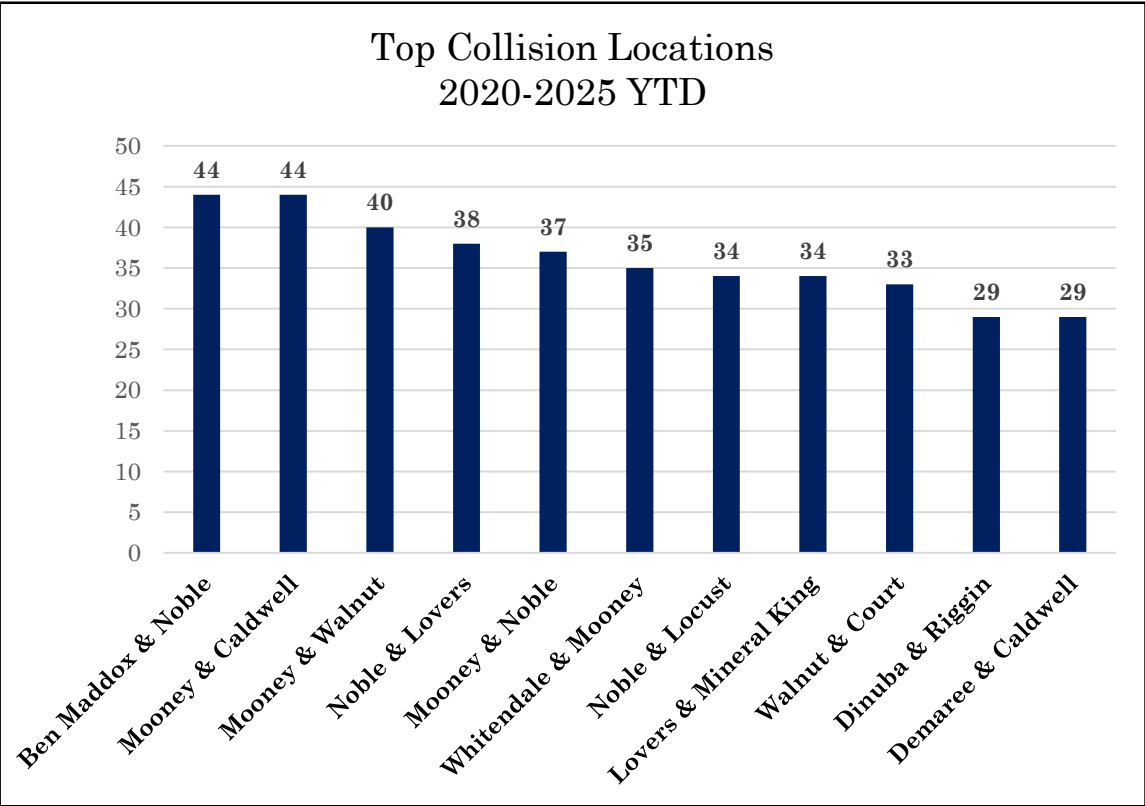
Traffic Collision Data

Total Collisions, Injury, DUI, & Fatal, 2020 – 2025 (YTD)



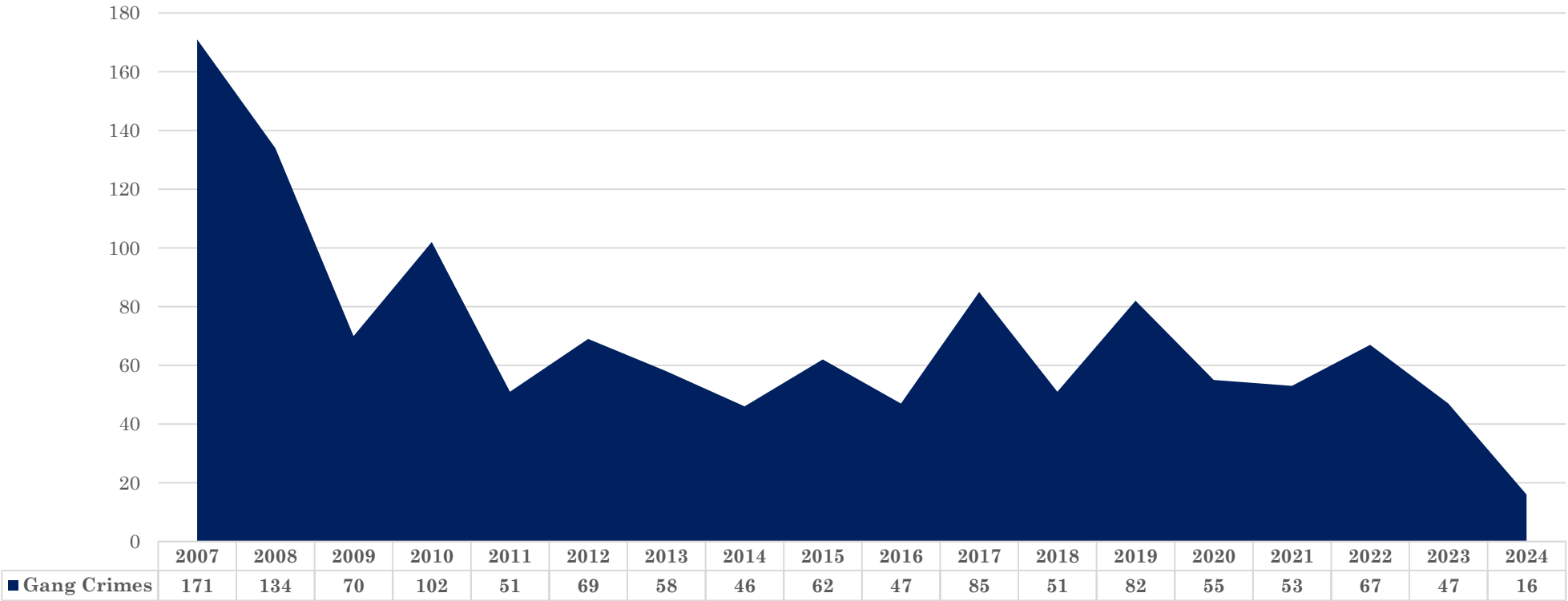
Traffic Collision Data

Top Location Collision Locations & Top Primary Collision Factors



Gang-Related Violent Crime

2007-2024



73% Reduction in Gang-Related Violent Crime 2024 vs. 2007

Visalia Police Department

Department Approaches and Collaborations to Specific Crime Problems

▪ Homelessness

- VPD HOPE (Homeless Outreach & Proactive Enforcement) Team
- Tulare County Mental Health Partnership.
- Tulare County Probation.

▪ Gangs & Violent Crime

- VPD Special Enforcement Unit & Violent Crimes Unit.
- CA DOJ TARGET Task Force at VPD.
- Tulare County Probation.

▪ Auto Theft & Property Crimes

- VPD Property Crimes Unit & Commercial Policing Unit.
- CHP TRATT Task Force.

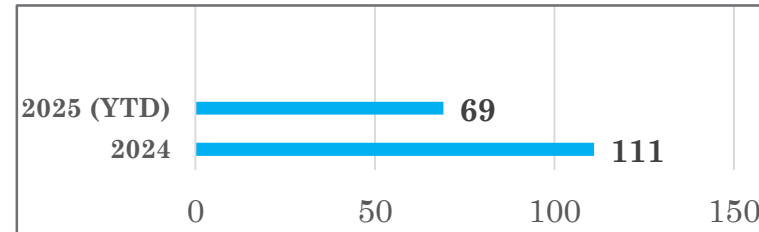
▪ Flock Cameras

- Industrial Park & Downtown Visalia.

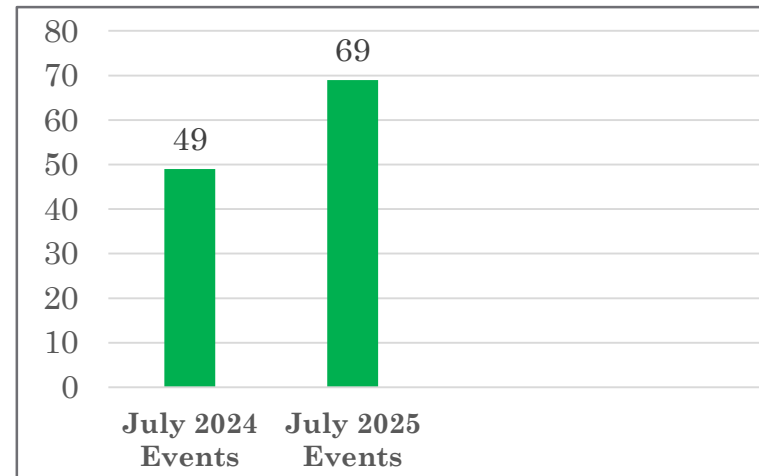
Community Engagement

Highlights – Community Event Participation

Total Events in 2024: 111
Events in 2025 (as of July): 69



From January - July 2024:
VPD participated in **49**
community events.



From January - July 2025:
VPD has participated in **69**
events, marking an increase of **20**
events during the same period.



Community Engagement

Highlighted Community Events

▪ National Night Out

- Estimated attendance: Over 1,000 community members.
- One of the highest-attended community events of the year.

▪ Hometown Heroes

- Event is coordinated by Downtown Visalians to bring the community together to celebrate local heroes & foster a sense of unity & pride.

▪ Stuff the SWAT Toy Drive

- More than 500 toys collected in 3 hours.
- Recognized as the highest-yielding single toy drive in Tulare County for the Toys for Tots program.
- VPD collected the most toys of any single event in Tulare County.



Community Engagement

Highlighted Visalia PAL Events

- **Visalia PAL Easter Egg Hunt**

- Estimated attendance: 300-400 community members.
- PAL raffled bicycles & easter baskets to the community.



- **PAL Honor Camp – YMCA Sequoia Lake**

- Over 50 deserving VUSD students attended, this week-long adventure, along with VPD Command Staff & the YSO and Traffic Unit.



- **PAL Coats for Kids Giveaway**

- PAL served over 300 students from 27 VUSD elementary schools.
- Each child received a warm coat for winter, a hot meal, a special visit from Santa, & a new toy.



Community Engagement

Highlighted Visalia PAL Events

▪ Breakfast with Santa

- Over 400 guests, students, & families from Houston Elementary enjoyed pancakes, hot chocolate, & a visit from Santa.



▪ Christmas Tree Lighting

- PAL annually hosts the COV Christmas Tree Lighting at Oval Park, marking the beginning of the holiday season.
- Families gathered to enjoy festivities & meet Santa.



▪ Visalia PAL 5K Run

- Estimated participation: 350 runners.
- This successful annual fundraiser supports PAL youth attending PAL Honor Camp in June.





Questions or Comments?

VPD Overview

Thank You.