PROJECT REQUIREMENTS (Y/N)	
EDISON EASEMENT REQUIRED	N
PWRD 88 REQUIRED	Y
UG CIVIL ONLY WORK ORDER	N
PERMIT REQUIRED	Y
PERMIT TYPE: _____	
OUTAGE REQUIRED	Y
OUTAGE DATE: _____ TIME: _____	
TRAFFIC CONTROL REQUIRED	Y
PED. TRAFFIC CONTROL REQ'D	N
CONVEYANCE LETTER REQ'D	N
ENVIRONMENTAL REQUIREMENTS DOCUMENT (ERD) REQUIRED	Y
CSD 140 (TLM) REQ'D	N

D124: Rev. 12/04/20

PRELIMINARY
Not For Construction

DENOTES SCE EASEMENTNEEDED

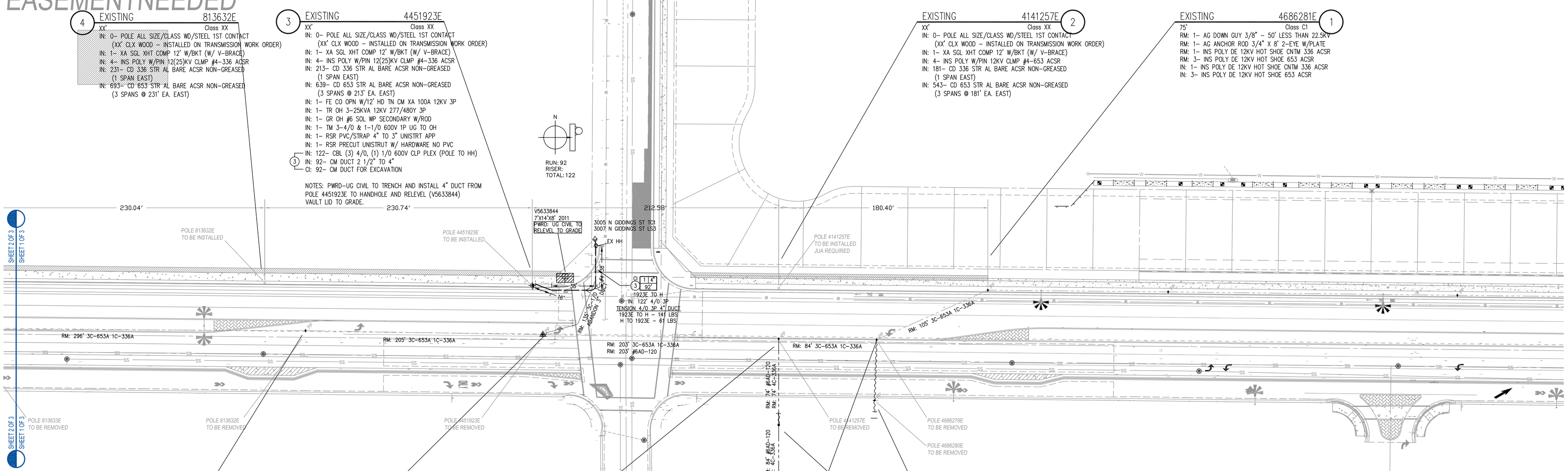

4 EXISTING 813632E
XX' Class XX
IN: 0– POLE ALL SIZE/CLASS WD/STEEL 1ST CONTACT
(XX' CLX WOOD – INSTALLED ON TRANSMISSION WORK ORDER)
IN: 1– XA SGL XHT COMP 12' W/BKT (W/ V–BRACE)
IN: 4– INS POLY W/PIN 12(25)KV CLMP #4–336 ACSR
IN: 231– CD 336 STR AL BARE ACSR NON–GREASED
(1 SPAN EAST)
IN: 693– CD 653 STR AL BARE ACSR NON–GREASED
(3 SPANS @ 231' EA. EAST)

3 EXISTING 4451923E
XX' Class XX
IN: 0– POLE ALL SIZE/CLASS WD/STEEL 1ST CONTACT
(XX' CLX WOOD – INSTALLED ON TRANSMISSION WORK ORDER)
IN: 1– XA SGL XHT COMP 12' W/BKT (W/ V–BRACE)
IN: 4– INS POLY W/PIN 12(25)KV CLMP #4–336 ACSR
IN: 213– CD 336 STR AL BARE ACSR NON–GREASED
(1 SPAN EAST)
IN: 639– CD 653 STR AL BARE ACSR NON–GREASED
(3 SPANS @ 213' EA. EAST)
IN: 1– FE CO OPN W/12' HD TN CM XA 100A 12KV 3P
IN: 1– TR OH 3–25KVA 12KV 277/480Y 3P
IN: 1– GR OH #6 SOL WP SECONDARY W/ROD
IN: 1– TM 3–4/0 & 1–1/0 600V 1P UG TO OH
IN: 1– RSR PVC/STRAP 4" TO 3" UNISTRT APP
IN: 1– RSR PRECUT UNISTRUT W/ HARDWARE NO PVC
IN: 122– CBL (3) 4/0, (1) 1/0 600V CLP PLEX (POLE TO HH)
3 IN: 92– CM DUCT 2 1/2" TO 4"
CI: 92– CM DUCT FOR EXCAVATION

NOTES: PWRD–UG CIVIL TO TRENCH AND INSTALL 4" DUCT FROM POLE 4451923E TO HANDHOLE AND RELEVEL (V5633844) VAULT LID TO GRADE.

EXISTING 4141257E 2
XX' Class XX
IN: 0– POLE ALL SIZE/CLASS WD/STEEL 1ST CONTACT
(XX' CLX WOOD – INSTALLED ON TRANSMISSION WORK ORDER)
IN: 1– XA SGL XHT COMP 12' W/BKT (W/ V–BRACE)
IN: 4– INS POLY W/PIN 12KV CLMP #4–653 ACSR
IN: 181– CD 336 STR AL BARE ACSR NON–GREASED
(1 SPAN EAST)
IN: 543– CD 653 STR AL BARE ACSR NON–GREASED
(3 SPANS @ 181' EA. EAST)

EXISTING 4686281E 1
75' Class C1
RM: 1– AG DOWN GUY 3/8" – 50' LESS THAN 22.5KV
RM: 1– AG ANCHOR ROD 3/4" X 8' 2–EYE W/PLATE
RM: 1– INS POLY DE 12KV HOT SHOE CNTM 336 ACSR
RM: 3– INS POLY DE 12KV HOT SHOE 653 ACSR
IN: 1– INS POLY DE 12KV HOT SHOE CNTM 336 ACSR
IN: 3– INS POLY DE 12KV HOT SHOE 653 ACSR

23 RM 813632E
55' Class C3
EX: 1– POLE ALL SIZE/CLASS WD/STEEL 1ST CONTACT
(55' CL3 WOOD – REMOVED ON TRANSMISSION WORK ORDER)
RM: 1– XA SNGL VB 12' STEEL PINS N/BOND
RM: 4– INS POLY W/PIN 12KV CLMP #4–653 ACSR
RM: 205– CD 336 STR AL BARE ACSR NON–GREASED
(1 SPAN EAST)
RM: 615– CD 653 STR AL BARE ACSR NON–GREASED
(3 SPANS @ 205' EA. EAST)

24 RM 4451923E
65' Class C1
EX: 1– POLE ALL SIZE/CLASS WD/STEEL 1ST CONTACT
(65' CL1 WOOD – REMOVED ON TRANSMISSION WORK ORDER)
RM: 1– XA SNGL VB 12' STEEL PINS N/BOND
RM: 4– INS POLY W/PIN 12KV CLMP #4–653 ACSR
RM: 203– CD 336 STR AL BARE ACSR NON–GREASED
(1 SPAN EAST)
RM: 609– CD 653 STR AL BARE ACSR NON–GREASED
(3 SPANS @ 203' EA. EAST)
RM: 1– FE CO OPEN W/10' XA 100A 12KV 3P
RM: 1– TR OH 3–25KVA 12KV 277/480Y 3P
RM: 1– TM 3–1/0 & 1–#2 600V 3P UG TO OH
RM: 1– RSR 3" TO 2" EXTENSION
RM: 135– CBL 3–1/0 1–#2 AL 4–1/C 600V IN DUCT
RM: 1– SL 70W HPS COBRA HD DROP W/6' ARM WD PL+
RM: 203– CD #6 STR AL DUPLEX W/ACSR NEUTRAL

NOTE: ABANDON 3" DUCT

25 RM 4141257E
65' Class C1
EX: 1– POLE ALL SIZE/CLASS WD/STEEL 1ST CONTACT
(65' CL1 WOOD – REMOVED ON TRANSMISSION WORK ORDER)
RM: 1– XA SNGL VB 12' STEEL PINS N/BOND
RM: 4– INS POLY W/PIN 12KV CLMP #4–653 ACSR
RM: 84– CD 336 STR AL BARE ACSR NON–GREASED
(1 SPAN EAST)
RM: 252– CD 653 STR AL BARE ACSR NON–GREASED
(3 SPANS @ 84' EA. EAST)
RM: 1– XA DBLE VB 12' STEEL PINS N/BOND
RM: 4– INS POLY DE 12KV HOT SHOE 336 ACSR
RM: 296– CD 336 STR AL BARE ACSR NON–GREASED
(4 SPANS @ 74' EA. SOUTH)
RM: 74– CD #6 STR AL DUPLEX W/ACSR NEUTRAL

26 RM 4686279E
75' Class C1
EX: 1– POLE ALL SIZE/CLASS WD/STEEL 1ST CONTACT
(75' CL1 WOOD – REMOVED ON TRANSMISSION WORK ORDER)
RM: 1– XA DBLE VB 12' STEEL PINS N/BOND
RM: 1– INS POLY DE 12KV HOT SHOE CNTM 336 ACSR
RM: 3– INS POLY DE 12KV HOT SHOE 653 ACSR
RM: 105– CD 336 STR AL BARE ACSR NON–GREASED
(1 SPAN EAST)
RM: 315– CD 653 STR AL BARE ACSR NON–GREASED
(3 SPANS @ 105' EA. EAST)
RM: 1– AG SPAN GUY 9/32" – 200' (TO 4686280E)

RM 4686280E 28
35' Class C5
RM: 1–POLE 35' CLASS 5 WOOD FULL TREAT
RM: 1– AG DOWN GUY 3/8" – 50' LESS THAN 22.5KV
RM: 1– AG ANCHOR ROD 3/4" X 8' 2–EYE W/PLATE

EX 4494820E 27
45' Class C4
RM: 4– INS POLY DE 12KV HOT SHOE 336 ACSR
IN: 1– INS POLY DE 12KV HOT SHOE 336 ACSR
RM: 84– CD #6 STR AL DUPLEX W/ACSR NEUTRAL

SCALE: 1" = 40'
0 40 80

SOUTHERN CALIFORNIA EDISON
An EDISON INTERNATIONAL Company

DISTRICT	PROJ. MGR. Daza, Rodney PHONE	PLANNER Daza, Rodney PHONE	DESIGNER
51 – TULARE			

PROJECT NO.	SERVICE REQUEST	MSR NO.	PRODUCT–1	ASSOC DESGN
2350163	3241465		1975597–RECLOCATE FACILITIES	
CIRCUIT / VOLTAGE: MISSISSIPPI 12KV		GPS	PRODUCT–2	ASSOC DESGN
SUB / PG NO.: RIVERWAY (C1)		CIRCUIT CODE: 12005	PRODUCT–3	ASSOC DESGN

INVENTORY MAP: KA–9325–A
J.P.A. NO.:

PROPOSED CONSTRUCTION (LOCATION)
CITY OF VISALIA – RELOCATION
RIGGIN/MOONEY
VISALIA CA 93291
GPS: 36.356615,–119.312978

TYPE	DATE	APPROVED BY	CHECKED BY	DRAWN BY	PAX #

Southern California Edison Company

SHEET 1 OF 3 | DESIGN\DRWG NO. 1480356_0.01

FILE NAME:1480356_0.01.DWG SAVE DATE:3/31/2022 7:46 PM SAVED BY:DAZARN

PROJECT REQUIREMENTS (Y/N)	
EDISON EASEMENT REQUIRED	N
PWRD 88 REQUIRED	Y
UG CIVIL ONLY WORK ORDER	N
PERMIT REQUIRED	Y
PERMIT TYPE: _____	
OUTAGE REQUIRED	Y
OUTAGE DATE: _____ TIME: _____	
TRAFFIC CONTROL REQUIRED	Y
PED. TRAFFIC CONTROL REQ'D	N
CONVEYANCE LETTER REQ'D	N
ENVIRONMENTAL REQUIREMENTS DOCUMENT (ERD) REQUIRED	Y
CSD 140 (TLM) REQ'D	N

D124: Rev. 12/04/20

PRELIMINARY
Not For Construction

9 EXISTING 813636E
XX' Class XX
IN: 0- POLE ALL SIZE/CLASS WD/STEEL 1ST CONTACT
(XX' CLX WOOD - INSTALLED ON TRANSMISSION WORK ORDER)
IN: 1- XA SGL XHT COMP 12' W/BKT (W/ V-BRACE)
IN: 4- INS POLY W/PIN 12(25)KV CLMP #4-336 ACSR
IN: 239- CD 336 STR AL BARE ACSR NON-GREASED
(1 SPAN EAST)
IN: 717- CD 653 STR AL BARE ACSR NON-GREASED
(3 SPANS @ 239' EA. EAST)
IN: 1- PH CS 12' XA W/LA 6.9KV 1P 1/0 (W/CUTOUT)
IN: 1- FUSE (XXE) (FD10829)
IN: 1- RSR PVC/STRAP 4" TO 3" UNISTRUT APP
IN: 1- RSR PRECUT UNISTRUT W/ HARDWARE NO PVC
IN: 1- JJ LBE 1/0 200A 12KV
IN: 258- CBL 1/0 AL 1-1/C 17KV CLP PJ
2 CI: 13- CM DUCT 2 1/2" TO 4"
CI: 13- CM DUCT FOR EXCAVATION

NOTES: PWRD-UG CIVIL TO TRENCH AND INSTALL 4" DUCT FROM POLE 813636E TO B5169585)

8 EXISTING 813635E
XX' Class XX
IN: 0- POLE ALL SIZE/CLASS WD/STEEL 1ST CONTACT
(XX' CLX WOOD - INSTALLED ON TRANSMISSION WORK ORDER)
IN: 1- XA SGL XHT COMP 12' W/BKT (W/ V-BRACE)
IN: 4- INS POLY W/PIN 12(25)KV CLMP #4-336 ACSR
IN: 234- CD 336 STR AL BARE ACSR NON-GREASED
(1 SPAN EAST)
IN: 702- CD 653 STR AL BARE ACSR NON-GREASED
(3 SPANS @ 234' EA. EAST)
IN: 1- XA SNGL DE HD COMP 12' W/BKT
IN: 3- INS POLY PIN 12KV VRT VICE NYLON
IN: 3- INS POLY DE 12KV HOT SHOE #4 & 1/0
IN: 3- KADDAS WILDLIFE CVD CND DEAD END COVER
IN: 387- 1/0 ATW XLHDPE INS CABLE 17kV (3C @ 129' EACH)
IN: 1- AG SIDEWALK GUY
IN: 1- AG DOWN GUY 3/8" - 50' LESS THAN 22.5KV
IN: 1- AG ANCHOR ROD 1" X 10' 3-EYE W/PLATE

7 EXISTING XXXXXX1E
XX' Class XX
IN: 0- POLE ALL SIZE/CLASS WD/STEEL 1ST CONTACT
(XX' CLX WOOD - INSTALLED ON TRANSMISSION WORK ORDER)
IN: 1- XA SGL XHT COMP 12' W/BKT (W/ V-BRACE)
IN: 4- INS POLY W/PIN 12(25)KV CLMP #4-336 ACSR
IN: 231- CD 336 STR AL BARE ACSR NON-GREASED
(1 SPAN EAST)
IN: 693- CD 653 STR AL BARE ACSR NON-GREASED
(3 SPANS @ 231' EA. EAST)

10 EXISTING 813637E
XX' Class XX
IN: 0- POLE ALL SIZE/CLASS WD/STEEL 1ST CONTACT
(XX' CLX WOOD - INSTALLED ON TRANSMISSION WORK ORDER)
IN: 1- XA SGL XHT COMP 12' W/BKT (W/ V-BRACE)
IN: 4- INS POLY W/PIN 12(25)KV CLMP #4-336 ACSR
IN: 185- CD 336 STR AL BARE ACSR NON-GREASED
(1 SPAN EAST)
IN: 555- CD 653 STR AL BARE ACSR NON-GREASED
(3 SPANS @ 185' EA. EAST)
IN: 1- XA SNGL DE HD COMP 12' W/BKT
IN: 3- INS POLY PIN 12KV VRT VICE NYLON
IN: 3- INS POLY DE 12KV HOT SHOE #4 & 1/0

NOTES: CREW TO TRANSFER EX 3C-#4ACSR (TO 1757631E)

11 RM 323537E
35' Class C5
RM: 1- POLE 35' CLASS 5 WOOD FULL TREAT
RM: 1- SEC 3-WIRE (284 RACK)
RM: 74- CD 1/0 STR AL TRIPLEX W/ACSR NEUTRAL

6 EXISTING 813634E
XX' Class XX
IN: 0- POLE ALL SIZE/CLASS WD/STEEL 1ST CONTACT
(XX' CLX WOOD - INSTALLED ON TRANSMISSION WORK ORDER)
IN: 1- XA SGL XHT COMP 12' W/BKT (W/ V-BRACE)
IN: 4- INS POLY W/PIN 12(25)KV CLMP #4-336 ACSR
IN: 230- CD 336 STR AL BARE ACSR NON-GREASED
(1 SPAN EAST)
IN: 690- CD 653 STR AL BARE ACSR NON-GREASED
(3 SPANS @ 230' EA. EAST)

5 EXISTING 813633E
XX' Class XX
IN: 0- POLE ALL SIZE/CLASS WD/STEEL 1ST CONTACT
(XX' CLX WOOD - INSTALLED ON TRANSMISSION WORK ORDER)
IN: 1- XA SGL XHT COMP 12' W/BKT (W/ V-BRACE)
IN: 4- INS POLY W/PIN 12(25)KV CLMP #4-336 ACSR
IN: 231- CD 336 STR AL BARE ACSR NON-GREASED
(1 SPAN EAST)
IN: 693- CD 653 STR AL BARE ACSR NON-GREASED
(3 SPANS @ 231' EA. EAST)

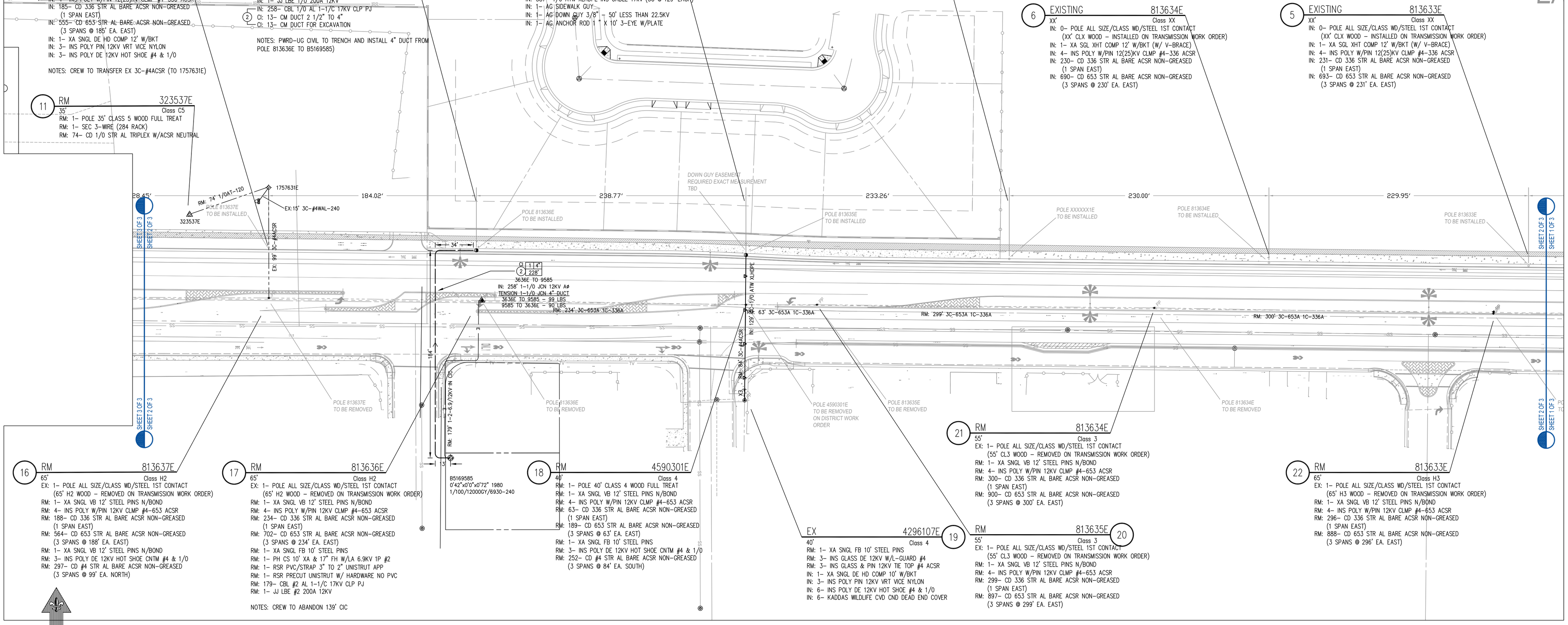

16 RM 813637E
65' Class H2
EX: 1- POLE ALL SIZE/CLASS WD/STEEL 1ST CONTACT
(65' H2 WOOD - REMOVED ON TRANSMISSION WORK ORDER)
RM: 1- XA SNGL VB 12' STEEL PINS N/BOND
RM: 4- INS POLY W/PIN 12KV CLMP #4-653 ACSR
RM: 188- CD 336 STR AL BARE ACSR NON-GREASED
(1 SPAN EAST)
RM: 564- CD 653 STR AL BARE ACSR NON-GREASED
(3 SPANS @ 188' EA. EAST)
RM: 1- XA SNGL VB 12' STEEL PINS N/BOND
RM: 3- INS POLY DE 12KV HOT SHOE CNTM #4 & 1/0
RM: 297- CD #4 STR AL BARE ACSR NON-GREASED
(3 SPANS @ 99' EA. NORTH)

17 RM 813636E
65' Class H2
EX: 1- POLE ALL SIZE/CLASS WD/STEEL 1ST CONTACT
(65' H2 WOOD - REMOVED ON TRANSMISSION WORK ORDER)
RM: 1- XA SNGL VB 12' STEEL PINS N/BOND
RM: 4- INS POLY W/PIN 12KV CLMP #4-653 ACSR
RM: 234- CD 336 STR AL BARE ACSR NON-GREASED
(1 SPAN EAST)
RM: 702- CD 653 STR AL BARE ACSR NON-GREASED
(3 SPANS @ 234' EA. EAST)
RM: 1- XA SNGL FB 10' STEEL PINS
RM: 1- PH CS 10' XA & 17" FH W/LA 6.9KV 1P #2
RM: 1- RSR PVC/STRAP 3" TO 2" UNISTRUT APP
RM: 1- RSR PRECUT UNISTRUT W/ HARDWARE NO PVC
RM: 179- CBL #2 AL 1-1/C 17KV CLP PJ
RM: 1- JJ LBE #2 200A 12KV

NOTES: CREW TO ABANDON 139' CIC

18 RM 4590301E
40' Class 4
RM: 1- POLE 40' CLASS 4 WOOD FULL TREAT
RM: 1- XA SNGL VB 12' STEEL PINS N/BOND
RM: 4- INS POLY W/PIN 12KV CLMP #4-653 ACSR
RM: 63- CD 336 STR AL BARE ACSR NON-GREASED
(1 SPAN EAST)
RM: 189- CD 653 STR AL BARE ACSR NON-GREASED
(3 SPANS @ 63' EA. EAST)
RM: 1- XA SNGL FB 10' STEEL PINS
RM: 3- INS POLY DE 12KV HOT SHOE CNTM #4 & 1/0
RM: 252- CD #4 STR AL BARE ACSR NON-GREASED
(3 SPANS @ 84' EA. SOUTH)

EX 4296107E
40' Class 4
RM: 1- XA SNGL FB 10' STEEL PINS
RM: 3- INS GLASS DE 12KV W/L-GUARD #4
RM: 3- INS GLASS & PIN 12KV TIE TOP #4 ACSR
IN: 1- XA SNGL DE HD COMP 10' W/BKT
IN: 3- INS POLY PIN 12KV VRT VICE NYLON
IN: 6- INS POLY DE 12KV HOT SHOE #4 & 1/0
IN: 6- KADDAS WILDLIFE CVD CND DEAD END COVER

19 RM 813635E 20
55' Class 3
EX: 1- POLE ALL SIZE/CLASS WD/STEEL 1ST CONTACT
(55' CL3 WOOD - REMOVED ON TRANSMISSION WORK ORDER)
RM: 1- XA SNGL VB 12' STEEL PINS N/BOND
RM: 4- INS POLY W/PIN 12KV CLMP #4-653 ACSR
RM: 299- CD 336 STR AL BARE ACSR NON-GREASED
(1 SPAN EAST)
RM: 897- CD 653 STR AL BARE ACSR NON-GREASED
(3 SPANS @ 299' EA. EAST)

21 RM 813634E
55' Class 3
EX: 1- POLE ALL SIZE/CLASS WD/STEEL 1ST CONTACT
(55' CL3 WOOD - REMOVED ON TRANSMISSION WORK ORDER)
RM: 1- XA SNGL VB 12' STEEL PINS N/BOND
RM: 4- INS POLY W/PIN 12KV CLMP #4-653 ACSR
RM: 300- CD 336 STR AL BARE ACSR NON-GREASED
(1 SPAN EAST)
RM: 900- CD 653 STR AL BARE ACSR NON-GREASED
(3 SPANS @ 300' EA. EAST)

22 RM 813633E
65' Class H3
EX: 1- POLE ALL SIZE/CLASS WD/STEEL 1ST CONTACT
(65' H3 WOOD - REMOVED ON TRANSMISSION WORK ORDER)
RM: 1- XA SNGL VB 12' STEEL PINS N/BOND
RM: 4- INS POLY W/PIN 12KV CLMP #4-653 ACSR
RM: 296- CD 336 STR AL BARE ACSR NON-GREASED
(1 SPAN EAST)
RM: 888- CD 653 STR AL BARE ACSR NON-GREASED
(3 SPANS @ 296' EA. EAST)

N

SOUTHERN CALIFORNIA EDISON
An EDISON INTERNATIONAL Company

SCALE: 1" = 40'
0 40 80

DISTRICT: 51 - TULARE	PROJ. MGR. Daza, Rodney PHONE	PLANNER Daza, Rodney PHONE	DESIGNER
PROJECT NO. 2350163 / SERVICE REQUEST 3241465	MSR NO.	PRODUCT-1: 1975597-RECLOCATE FACILITIES	ASSOC DESGN
CIRCUIT / VOLTAGE: MISSISSIPPI 12KV	GPS	PRODUCT-2	ASSOC DESGN
SUB / PG NO.: RIVERWAY (C1)	CIRCUIT CODE: 12005	PRODUCT-3	ASSOC DESGN
INVENTORY MAP: KA-9225-B	J.P.A. NO.		

PROPOSED CONSTRUCTION (LOCATION)
CITY OF VISALIA - RELOCATION
RIGGIN/MOONEY
VISALIA CA 93291
GPS: 36.356615,-119.312978

TYPE	DATE	APPROVED BY	CHECKED BY	DRAWN BY	PAX #

Southern California Edison Company

SHEET 2 OF 3 — DESIGN\DRWG NO. 1480356_0.01

FILE NAME:1480356_0.01.DWG SAVE DATE:3/31/2022 7:46 PM SAVED BY:DAZARM

PROJECT REQUIREMENTS (Y/N)	
EDISON EASEMENT REQUIRED	N
PWRD 88 REQUIRED	Y
UG CIVIL ONLY WORK ORDER	N
PERMIT REQUIRED	Y
PERMIT TYPE: _____	
OUTAGE REQUIRED	Y
OUTAGE DATE: _____ TIME: _____	
TRAFFIC CONTROL REQUIRED	Y
PED. TRAFFIC CONTROL REQ'D	N
CONVEYANCE LETTER REQ'D	N
ENVIRONMENTAL REQUIREMENTS DOCUMENT (ERD) REQUIRED	Y
CSD 140 (TLM) REQ'D	N

D124: Rev. 12/04/20

PRELIMINARY
Not For Construction

T.L.M. DATA:				4568334E
	SIZE	KVA	CUST	% LOAD
EXIST.	35	8.9	1	25 %
PROP.	50	8.9	1	17.8 %

VOLTAGE DROP: –
FLICKER FACTOR: –
PRI. CIRCUIT: MISSISSIPPI 12KV

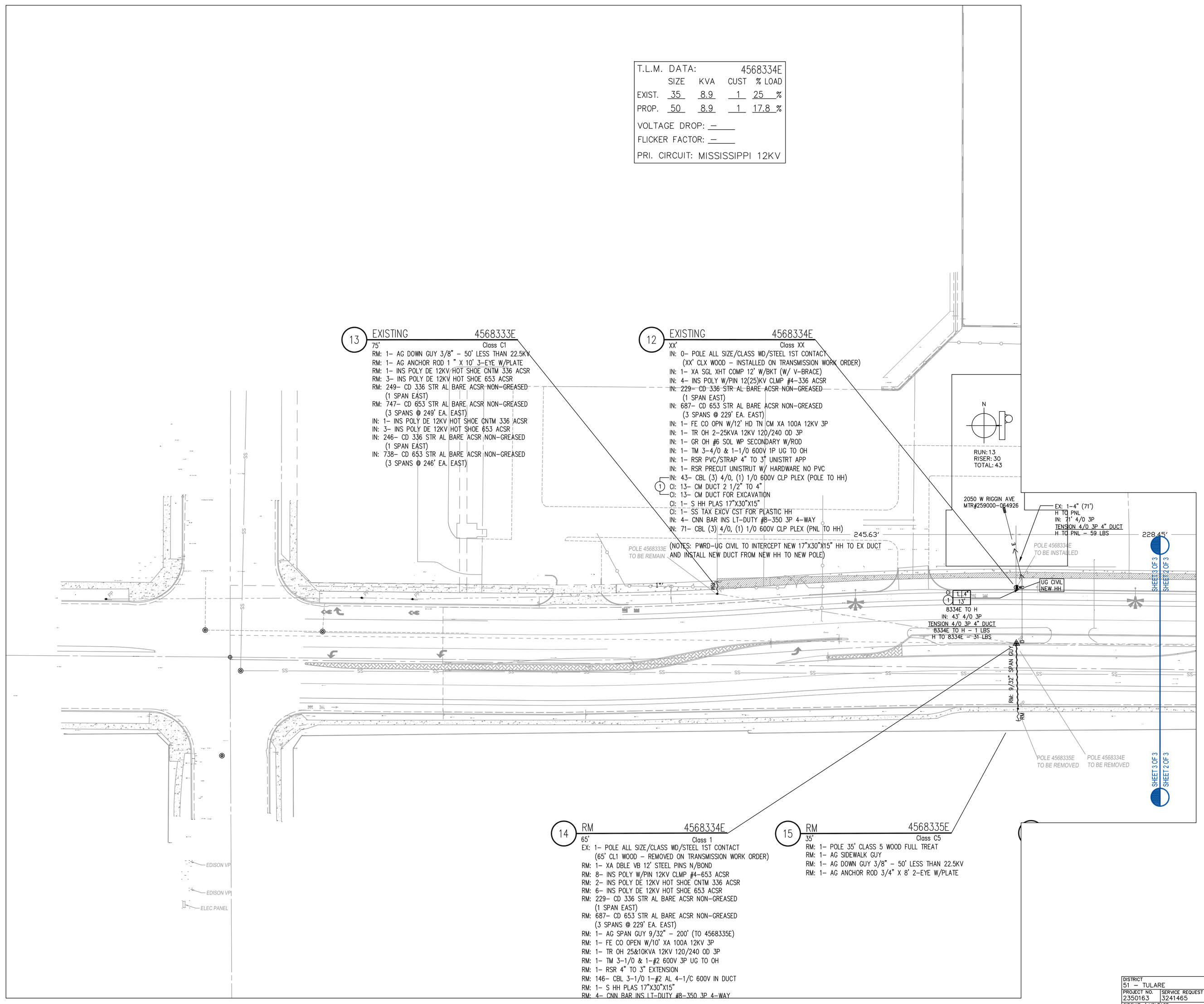

N

SOUTHERN CALIFORNIA EDISON
An EDISON INTERNATIONAL Company

SCALE: 1" = 40'
0 40 80

DISTRICT	PROJ. MGR. Daza, Rodney PHONE	PLANNER Daza, Rodney PHONE	DESIGNER
51 – TULARE			

PROJECT NO.	SERVICE REQUEST	MSR NO.	PRODUCT–1	ASSOC DESGN
2350163	3241465		1975597–RECLOCATE FACILITIES	
CIRCUIT / VOLTAGE: MISSISSIPPI 12KV		GPS	PRODUCT–2	ASSOC DESGN
SUB / PG NO.: RIVERWAY (C1)		CIRCUIT CODE: 12005	PRODUCT–3	ASSOC DESGN
INVENTORY MAP: KA–9225–A		J.P.A. NO.		

PROPOSED CONSTRUCTION (LOCATION)
CITY OF VISALIA – RELOCATION
RIGGIN/MOONEY
VISALIA CA 93291
GPS: 36.356615,–119.312978

TYPE	DATE	APPROVED BY	CHECKED BY	DRAWN BY	PAX #	SHEET	DESIGN\DRWG NO.
						3 OF 3	1480356_0.01

Southern California Edison Company

FILE NAME:1480356_0.01.DWG SAVE DATE:3/31/2022 7:46 PM SAVED BY:DAZARN